

Ozuem, Wilson ORCID: <https://orcid.org/0000-0002-0337-1419> (2020) Service quality in multichannel fashion retailing: an exploratory study. *Information Technology and People*, 33 (4). pp. 1327-1356.

Downloaded from: <http://insight.cumbria.ac.uk/id/eprint/5310/>

*Usage of any items from the University of Cumbria's institutional repository 'Insight' must conform to the following fair usage guidelines.*

Any item and its associated metadata held in the University of Cumbria's institutional repository Insight (unless stated otherwise on the metadata record) may be copied, displayed or performed, and stored in line with the JISC fair dealing guidelines (available [here](#)) for educational and not-for-profit activities

**provided that**

- the authors, title and full bibliographic details of the item are cited clearly when any part of the work is referred to verbally or in the written form
  - a hyperlink/URL to the original Insight record of that item is included in any citations of the work
- the content is not changed in any way
- all files required for usage of the item are kept together with the main item file.

**You may not**

- sell any part of an item
- refer to any part of an item without citation
- amend any item or contextualise it in a way that will impugn the creator's reputation
- remove or alter the copyright statement on an item.

The full policy can be found [here](#).

Alternatively contact the University of Cumbria Repository Editor by emailing [insight@cumbria.ac.uk](mailto:insight@cumbria.ac.uk).



**SERVICE QUALITY IN MULTICHANNEL FASHION RETAILING:  
AN EXPLORATORY STUDY**

Journal:	<i>Information Technology &amp; People</i>
Manuscript ID	ITP-11-2018-0518.R2
Manuscript Type:	Article
Keywords:	E-marketing < Study setting, E-tailing < Study setting, Online shopping < Phenomenon, Service quality (SERVQUAL) < Management practices < Practice, Social constructivism < Epistemology, Subjectivism < Epistemology, Case study < Methodology

SCHOLARONE™  
Manuscripts

# SERVICE QUALITY IN MULTICHANNEL FASHION RETAILING: AN EXPLORATORY STUDY

## Abstract

### Purpose

Consumer purchasing behaviour has changed substantially in the light of recent developments in E-commerce. So-called 'multichannel customers' tend to switch retail channels during the purchasing process. In order to address changing consumer behaviour, multichannel fashion retailing companies must continue to learn how to provide excellent service to such customers. The overall aim of this paper, therefore, is to contribute to the interpretation of multichannel service quality by explaining it from the perspective of the so-called 'multichannel customers'.

### Design/Methodology/Approach

Drawing on social influence theory, this paper aims to investigate these issues from the perspective of multichannel customers. In contrast with dualist and objectivist studies this paper uses a constructivist epistemology and ethnographic methodology. Such an approach is associated with an interpretivist ontological worldview, which postulates the existence of 'multiple realities'. The sample size for this research consisted of 34 in-depth interviews and two focus groups comprising ten focus group participants.

### Findings

The data analysis fundamentally found that multichannel customers tended to continually adjust choices regarding retailer and retail channel when making purchases. The perspective of this paper is different from mainstream positivist service quality research which sees service quality as static, objectively measurable and dualistic. As an alternative, this paper acknowledges service quality as a dynamic, subjective and pluralistic phenomenon.

### Originality/Value

This paper contributes to the interpretation of multichannel service quality with a new concept that explains the phenomenon from the perspective of customers and thus considers it necessary for multichannel retailers to adopt strategies relating to customers' changing behaviour.

**Keywords:** customer typology, fashion industry, multichannel retailing, social influence theory, service quality, social constructivism, thematic analysis

**Paper type:** Research paper

## 1. Introduction

The evaluation and understanding of customer service quality perceptions has been a topic of major interest for academics and practitioners since the 1980s (Grönroos, 1984; Parasuraman, Zeithaml, & Berry, 1988; Shostack, 1982). Despite such intense research focus, a gap in the literature remains when it comes to understanding service quality in multichannel settings (Huan, Lobschat, & Verhoef, 2019; Verhoef, Kannan, & Inman, 2015). This is surprising, since multichannel service systems have become increasingly important with the rise of E-commerce. Based on what is mentioned above, there remain critical questions in understanding how multichannel fashion retail settings influence service quality. This research fulfils these needs by examining the following research questions:

- 1) How do customers perceive service provision in a multichannel fashion-retailing context?
- 2) What determines perceptions of service quality amongst multichannel fashion retail customers in Germany?
- 3) How can service quality be conceptualised in a multichannel fashion-retailing context?

Answers to these questions should provide more insight and understanding of multichannel fashion retailing and service quality. We discuss several theoretical and managerial implications of the findings. The overall objective of the research was to explore the association between multichannel fashion retailing and service quality, recognising the important role consumers' quality perceptions play in the decision-making process.

This study aims to contribute to the interpretation of multichannel service quality by explaining it from the perspective of so-called 'multichannel customers' (Avery, Steenburgh, Deighton, & Caravella, 2012; Heitz-Spahn, 2013; Kumar, 2010; Neslin & Shankar, 2009; Zhang et al., 2010). Its practical importance is to contribute to the understanding of the interactions when purchasing fashion products from a multichannel retailer with the aim of conceptualising service quality in a multichannel fashion retail context. Therefore, the paper considers extant service quality research with a focus on traditional, electronic, and multichannel settings. The perspective of this paper is different from mainstream positivist service quality research which sees service quality as static,

1  
2  
3 objectively measurable and dualistic. As an alternative, this paper acknowledges service  
4 quality as a dynamic, subjective and pluralistic phenomenon. Following this line of  
5 argument, the paper argues for the existence of multiple realities as consistent with social  
6 constructivism. Therefore, the paper investigates the service quality perceptions of  
7 experienced multichannel customers. Such perceptions are considered to be the meaning  
8 that these customers give to their service experiences (Barlow, 1990; Helmholtz, 1925;  
9 Merleau-Ponty, 1962; Schwartz & Bilsky, 1987; Zeithaml, 1988). Drawing on the work of  
10 Sousa and Voss (2006), it is indicated that customer perceptions of service quality in  
11 multichannel settings are fundamentally unique. We propose a holistic framework for  
12 conceptualising multichannel customer service quality perceptions by considering (1) the  
13 heterogeneity of multichannel customers, and (2) all moments of contact between customer  
14 and retailer. Our framework contributes to research into service quality by offering a  
15 theoretical interpretation of the phenomenon.

16  
17  
18  
19  
20  
21  
22  
23  
24  
25  
26  
27 As a 'bounded system' within a unique border and research context, Germany was selected  
28 as a fitting case for this research (Stake, 1978, p. 7). Such a restriction was chosen to  
29 position the paper within a well-defined setting, and to provide a clear research focus (Stake,  
30 2000). Germany was chosen for three reasons: (1) Germany is ranked as the fourth largest  
31 economy in the world (www.statista.com, 2016); (2) German online retailing accounts for  
32 the second largest such sector in Europe, experiencing the second highest growth rate in  
33 2015 (Retailresearch.org, 2016); and (3) this work yields experiential knowledge about the  
34 German retailing market. Experiential knowledge enhances access to the researched subject  
35 (Maxwell, 2013) and shared cultural values facilitate a holistic understanding of a social  
36 phenomenon (Azemi, 2016). While multichannel fashion retailing presents various business  
37 opportunities, managing service quality across channels has been specifically regarded as  
38 one of the main challenges for multichannel fashion retailers (Lee et al 2019; Beck & Rygl,  
39 2015; Ozuem et al., 2017). Most extant studies on multichannel retailing are at the  
40 organisational level and quantitative-oriented and there is a lack of empirical studies  
41 examining the relationship between consumers' perception of service quality and the  
42 multichannel retailing context. This is the first paper to provide empirical knowledge about  
43 multichannel service quality in the fashion industry within the particular localised context  
44 of Germany. The above theoretical framing motivates us to structure this paper as follows.  
45 The paper begins by presenting an overview of the German fashion retail industry, followed  
46 by a review of conceptual orientations on multichannel retailing. Next, the authors

1  
2  
3 synthesised the key findings of the review and empirical data into an integrated catalyst  
4 model of multichannel service quality. This model reveals the frequently neglected channel  
5 integration quality and service quality. Drawing on constructivist epistemological  
6 orientation, the paper discusses the methodology employed. The paper ends with four main  
7 categories of validated customer typology which serve as an appropriate framework for  
8 future researchers.  
9  
10  
11  
12  
13  
14  
15  
16  
17  
18

## 19 **2. Theoretical Background**

### 20 **2.1 Multichannel Retailing**

21  
22  
23  
24  
25  
26  
27 Engagement with a combination of different retail channels during the purchasing process  
28 has become the predominant purchasing pattern for customers (Pantano & Constantinos-  
29 Vasilios, 2016; Reinartz, Wiegand, & Imschloss, 2019; Rezaei & Valaei, 2017). For  
30 retailers, coordinating and integrating the different distribution channels provide synergies  
31 that increase the effectiveness of each channel and contribute to improving the overall  
32 performance of the retailer (Frasquet & Miquel, 2017; Huan et al., 2019; Rezaei & Valaei,  
33 2017). Emrich et al. (2015) investigated the impact of multichannel assortment integration  
34 on underlying assortment relations. They classified three different assortment relations.  
35 Assortments are substitutive (for instance, when a retailer sells two different kinds of  
36 similar shoes), or complementary (as is the case with shoes and shoe crème), or independent  
37 (for example, shoes and sun lotion). The researchers found that no integration of assortment  
38 is detrimental in any of the three assortment structures. For customers, multichannel  
39 integration is therefore beneficial, as they tend to switch channels during their purchasing  
40 process (Heinemann, 2019). As the literature suggests, customers ‘mix and match’ the  
41 different channels for their different phases in the purchasing process (Berman & Thelen,  
42 2018; Frasquet, Ieva, & Ziliani, 2019; Swaid & Wigand, 2012). For fashion products, some  
43 customers might search for products online and then go to the stores to actually touch and  
44 try the product on. Later, they might purchase the product online, since they prefer a home  
45 delivery service.  
46  
47  
48  
49  
50  
51  
52  
53  
54  
55  
56  
57  
58  
59  
60

1  
2  
3 Furthermore, customers use different devices when using the online channel, such as  
4 computers, tablets, or mobile devices (Huang, Lu, & Ba, 2016). As the literature suggests,  
5 customers either search for a product in an online environment, and later purchase it in an  
6 offline environment, or they search for a product in an offline environment and later  
7 purchase it in an online environment (Verhoef et al., 2015; Yang, Lu, Zhao, & Gupta, 2011).  
8 However, with very few exceptions (Patten & Ozuem, 2017; Saghiri, Wilding, Mena, &  
9 Bourlakis, 2017; Wolk & Ebling, 2010), researchers have failed to conceptualise the  
10 complex and discrete purchasing patterns of so-called multichannel customers when they  
11 switch channels and devices several times during a single purchasing process. These  
12 customers have been hitherto conceptualised as a homogeneous group exhibiting a generally  
13 linear purchasing behaviour (Agatz, Fleischmann, & Van Nunen, 2008; Akter et al., 2018;  
14 Xing, Grant, McKinnon, & Fernie, 2010). In this context, the terms ‘cross-channel’ and  
15 ‘omni-channel’ have augmented the terminology of ‘multichannel’ retailing. There is  
16 controversy in the extant literature about how to conceptualise each term. Beck and Rygl  
17 (2015) have conducted some initial research and have categorised these three different  
18 terms according to the level of customer interaction options and the degree of company  
19 integration they facilitate. Thus, cross-channel retailing can be considered an advanced  
20 stage of multichannel retailing with a higher level of customer interaction and/or company  
21 integration. Omni-channel retailing can be considered the ultimate stage of multichannel  
22 retailing, achieving full customer interaction and/or full company integration. Ailawadi and  
23 Farris (2017) argued that while the term ‘multichannel retailing’ focuses on managing and  
24 optimising the performance of each channel, ‘omnichannel retailing’ focuses on integrating  
25 activities within and across channels. However, these concepts are still used indistinctly in  
26 the context of retailers who sell products through their own offline and online channels  
27 (Ailawadi & Farris, 2017; Beck & Rygl, 2015; Liu, Lobschat, & Verhoef, 2018). Drawing  
28 on Lobschat and Verhoef (2018), this paper uses the term ‘multichannel retailing’ as an  
29 umbrella term to embrace all the different forms of multiple channel systems that can be  
30 found in retailing.  
31  
32  
33  
34  
35  
36  
37  
38  
39  
40  
41  
42  
43  
44  
45  
46  
47  
48  
49  
50

51  
52 As Lobschat and Verhoef (2018) suggest, there is a continued need to conduct research into  
53 multichannel settings with respect to customer behaviour across channels, and  
54 behaviourally orientated research that concerns retail-mix issues across channels is of  
55 particular value. Furthermore, the scope of research in this area has not yet been applied to  
56 the fashion-retailing segment. Related literature suggests that industry segments should be  
57  
58  
59  
60



1  
2  
3 considered separately (J. Kim & Hahn, 2015; Kushwaha & Shankar, 2013; Piotrowicz &  
4 Cuthbertson, 2014). Fashion retailing is defined by several unique aspects, such as the  
5 hedonic orientation of customers, transaction processes, store image, relative advantage to  
6 other retail formats, and task accomplishment (Blázquez, 2014; S. Kim & Stoel, 2004, p.  
7 110). In the context of multichannel retailing, evaluating and understanding service quality  
8 has become increasingly popular and valued by both academics and practitioners (Akter et  
9 al., 2018; Blázquez, 2014; Hult, Tomas, & Zhang, 2019; Pantano & Viassone, 2015). Five  
10 common features of services among different industries have been identified as processes  
11 in relevant literature. Specifically, services are: (1) intangible (Shostack, 1977); (2)  
12 perishable (Zeithaml, Parasuraman, & Berry, 1985); (3) simultaneous in production and  
13 consumption (Grönroos, 1984); (4) heterogeneous (Zeithaml et al., 1985); and (5) endorsed  
14 by the customer's involvement and experience (Grönroos, 1995).

15  
16  
17  
18  
19  
20  
21  
22  
23  
24  
25 The majority of service quality research can be considered customer-centred (Akter et al.,  
26 2018; Parasuraman, Zeithaml, & Malhorta, 2005; Van Birgelen, De Jong, & Ruyter, 2006).  
27 These studies mainly focus on investigating the perceived quality of various services  
28 amongst customers. According to Zeithaml (1988), 'Perceived quality is different from  
29 objective or actual quality, a higher level abstraction rather than a specific attribute of a  
30 product, a global assessment that in some cases resembles attitude, and a judgment usually  
31 made within a consumer's evoked set' (Zeithaml, 1988, pp. 3-4).

32  
33  
34  
35  
36  
37  
38 However, the academic debate around how to conceptualise service quality has not yet been  
39 fully resolved. Some researchers evaluate service quality based on the disconfirmation  
40 paradigm; that is, as a gap between the expected (desired) service and perceived service  
41 (Akter et al., 2018; Carr, 2007; Dabholkar, Thorpe, & Rentz, 1996). Others apply a  
42 performance-only approach (Cronin & Taylor, 1992; Martinez & Martinez, 2010).

## 53 **2.2 Integrated Service Quality**

54  
55  
56 The SERVQUAL model can be considered the most important gap-based service quality  
57 concept in relevant literature (Banerjee, 2014; Rafiq, Lu, & Fulford, 2012). For their  
58 measurement of perceived service quality, Parasuraman et al. (1988) used a seven-point  
59 Likert scale (from 1=low and 7=high) and asked participants whether or not a service  
60



1  
2  
3 company should have certain attributes (expectations). They then asked participants if the  
4 company actually possessed certain attributes and to again rank their attitude based on their  
5 prior experiences on a seven-point Likert scale (perceptions). Hence, the actual perceived  
6 service quality resulted from the gap between service perception and expectation. Gap-  
7 based service quality concepts draw extensively on the work of Oliver (1990), who  
8 identifies himself within the tradition of Sherif and Hovland's 'assimilation theory' (Sherif  
9 & Hovland, 1961) and Festinger's 'dissonance theory' (Festinger, 1957). These theories see  
10 'customers posited to perceptually distort expectation-discrepant performance so as to  
11 coincide with their prior expectation level' and, as a condition of the theories, 'post-  
12 exposure ratings are primarily a function of the expectation level because the task of  
13 recognising disconfirmation is believed to be psychologically uncomfortable' (Oliver,  
14 1980, p. 460).

15  
16  
17  
18  
19  
20  
21  
22  
23  
24  
25 Cronin and Taylor (1992) were the first researchers to conceptualise service quality based  
26 purely on measurements of performance (SERVPERF). They used a seven-point Likert  
27 scale for their evaluation and asked participants to rank service companies based on their  
28 service performance between 1 (low performance) and 7 (high performance). To evaluate  
29 both approaches it is important to highlight that, in the case of the gap model, expectations  
30 were not just conceptualised based on previous experiences with services but were also  
31 conceptualised based on the general 'desires' of customers regarding specific service  
32 attributes (Parasuraman, Zeithaml, & Berry, 1994, p. 112).

33  
34  
35  
36  
37  
38  
39  
40  
41  
42  
43  
44  
45  
46  
47  
48  
49  
50  
51  
52  
53  
54  
55  
56  
57  
58  
59  
60  
The current paper suggests that gap-analysis provides a more pragmatic and operational  
approach, since the customers' service perceptions can be considered to be negative as soon  
as their expectations are assumed to be higher than their perceptions (Parasuraman et al.,  
1994). In terms of service settings, it has been argued that the concept of service quality in  
the context of online environments can be studied in isolation from traditional service  
quality (Parasuraman et al., 2005). Kallinikos (2005) noted that 'a different technological  
landscape with a different kind of problem has gradually been formed by the very  
connectivity or interoperability contemporary technologies of information and  
communication are currently able of constructing' (Kallinikos, 2005, p. 195). Electronic  
service quality should be considered as an extension of traditional service quality. This  
extension mainly speaks to aspects of the Internet, since the location of service provision  
and the Information Technology (IT) via the service provider are important factors (Tshin,  
Tanakinjal, & Sondoh Jr., 2014). Sousa and Voss (2006) were the first researchers to

1  
2  
3 conceptualise service quality in a multichannel service setting suggesting that multichannel  
4 service quality concerns all moments of contact between a service deliverer and its  
5 customers.  
6  
7  
8  
9

### 10 11 12 **2.3 Multichannel service quality** 13

14  
15 Multichannel service quality therefore refers to the different physical and electronic  
16 components that are delivered through two or more channels (Akter et al., 2018; Sousa &  
17 Amorim, 2018). Customers using electronic and physical channels might evaluate their  
18 service quality perceptions based on all of the channels they have encountered during the  
19 purchasing process (Seck & Philippe, 2013). According to Sousa and Voss (2006), the  
20 distinctive component of multichannel service quality can be considered to be a function of  
21 integration quality, which they defined as providing a ‘seamless service experience across  
22 channels’ (Sousa & Voss, 2006, p. 359). They surmised that in a multichannel service  
23 system, even when the service quality of each channel is very high, the overall perception  
24 of service could be very low when integration quality is perceived as low. Sousa and  
25 Amorim (2018) call for a separate examination of physical, virtual, and integration quality.  
26 First, they emphasise the contrasting nature of each of the three quality components.  
27 Secondly, they forecast a rapid technological development for the virtual component, and  
28 they see advantages to examining it separately from the other two more constant  
29 components of physical and integration quality. The researchers have developed a sound  
30 foundation of research about multichannel service quality, but their work is based on  
31 secondary sources and therefore lacks empirical integrity (Sousa & Amorim, 2018).  
32  
33  
34  
35  
36  
37  
38  
39  
40  
41  
42  
43  
44

45 Drawing on extant literature about multichannel retailing and perceived service quality, the  
46 following conceptualisation of an integrated service quality system is offered as a synthesis  
47 of existing theory:  
48  
49  
50  
51  
52  
53

54 *Insert Figure 1: Integrated service quality system*  
55

56 As Figure 1 illustrates, multichannel service quality consists of several distinctive elements.  
57 Multichannel customers have several expectations of multichannel retailers in terms of the  
58 quality of service delivery. These expectations are distinguished by the three elements of  
59  
60

1  
2  
3 multichannel service quality: physical, electronic, and integration quality. In an integrated  
4 multichannel service system, the service supplier adopts integration mechanisms in order  
5 to provide a seamless interaction with customers.  
6  
7

8  
9 The customer, however, is the recipient of the multichannel retailer's service quality. The  
10 customer thus experiences service quality as part of a 'journey'. This experience comprises  
11 the various retail-mix elements including assortment, price and promotions, fulfilment, and  
12 web and store design. The customer's shopping experience is formed across all moments of  
13 contact with the retailer. In some cases, the customer uses only one channel. Under such  
14 circumstances the customer will exclusively perceive the service quality they receive from  
15 a particular channel. However, the customer tends to switch channels during his purchase  
16 if the expected benefits are higher than the expected costs (Gensler, Neslin, & Verhoef,  
17 2017). In this case, the customer considers service quality across all of the different channels  
18 he has experienced during the purchase process. Moreover, multichannel customers  
19 experience the integration of all channels utilised as part of their perception of service. This  
20 means that a poorly integrated service quality system can lead to negative overall service  
21 perceptions, even when the service quality of each individual channel has been considered  
22 positive. Thus, this paper approaches multichannel service quality as an interplay between  
23 a customer's interaction with the retailer and the multichannel retailer's integration of the  
24 different channels, to incorporate the different elements of the retail mix. Past studies on  
25 service quality have been mainly investigated taking a single-channel perspective.  
26 Traditional service quality models have been developed either in non-electronic settings  
27 (Radomir, Plaias, & Nistor, 2012; Seth, Deshmukh, & Vrat, 2005) or in electronic settings  
28 (Parasuraman et al., 2005; Rafiq et al., 2012). Within the literature, an individual's service  
29 quality perceptions are fragmented, based on cultural norms and values (Hofstede,  
30 Hofstede, & Minkov, 2010; Banerjee, 2014a; Swaid & Wigand, 2012). A parallel stream  
31 of research similarly suggests that service quality perceptions differ among countries  
32 (Guesalaga & Pitta, 2014) and cultural influences play significant roles in customers'  
33 expectations and perceptions (Carrillat, Jaramillo, & Mulki, 2009).  
34  
35  
36  
37  
38  
39  
40  
41  
42  
43  
44  
45  
46  
47  
48  
49  
50  
51  
52  
53  
54  
55

## 56 **2.4 Social influence theory**

57  
58 The current study maintained that the higher order implications of multichannel fashion  
59 retailing can be most clearly appreciated from the perspective of social influence theory.  
60

1  
2  
3 The social influence theory (Deutsch & Gerard, 1955; Kaplan & Miller, 1987; Kelman,  
4 1958) conceptualises the social behaviour of individuals. It states that the social influence  
5 of other members of a community affects an individual's decision (Wang, Yu, & Wei,  
6 2012). Burnkraut and Cousineau (1975) distinguish two types of social influence,  
7 informational and normative. Informational social influence can be considered to persuade  
8 individuals to believe information obtained from others is true even when one's private  
9 information suggests otherwise (Kaplan & Miller, 1987; Kuan, Zhong, & Chau, 2014; Li,  
10 2013). Informational social influence has been researched in the context of social  
11 phenomena such as the bandwagon effect, herd behaviour and social proof (Kuan et al.,  
12 2014). Normative social influence is based on the desire of individuals to conform with the  
13 expectations of others (Kaplan & Miller, 1987). Li (2013 p.265) advocates that when  
14 individuals are under normative influence, they perceive higher levels of social pressure to  
15 perform or not to perform in a particular way, regardless of their beliefs and attitudes  
16 towards such behaviour. Li noted that informational influence causes group members to re-  
17 evaluate their positions, when facts, evidence, or other forms of information pertinent to the  
18 decision are discussed by group members based on a desire to make valuable decisions or  
19 a higher order decision. Kuan et al (2014) argued that individuals strive for identification  
20 with reference groups and the social rewards gained when liked and accepted by them  
21 emphasising that both forms of social influence lead to conformity, which involves a change  
22 in attitudes, beliefs, and behaviours due to the real or imagined influence of others.  
23 Together, two sets of studies (Hoffman & Broekhuizen, 2009; Meyer and Anderson, 2000)  
24 endorse the viability of social influence theory as a worthy construct in higher order  
25 decision-making. In the current paper, we build on, and extend, extant studies by examining  
26 closely how the relative importance of the two streams of social influence (information and  
27 normative) can impact on consumers' perceptions of service quality in multichannel fashion  
28 retailing. **Building on the principle of service quality perceptions, social influence theory  
29 suggests how the diverse commitment mechanisms change the attitude towards target  
30 behaviour (Hwang, 2016). Consumers' behavioural intentions, including service  
31 perceptions and active participations in the multichannel settings translate into consumer  
32 behaviours and, subsequently, influence brand relationships (Jin & Phua, 2014; Dholakia et  
33 al 2004). For instance, an understanding of multichannel retail settings is essential to  
34 understanding the level of service quality and may be used to understand different groups  
35 of customers in the fashion industry.**

### 3. Methodology

#### 3.1 Paradigm of inquiry

In contrast with the dominant dualistic and objectivistic approach, this paper uses a constructivist ethnographic methodological approach, which assesses the service quality phenomenon from a threefold perspective: (1) a pluralistic ideology, which permits diverse customer service quality perceptions; (2) the dynamic nature of service experiences and thus the inclusion of different perceptions; and (3) intangibility, heterogeneity and inseparability as important characteristics of services. Such perspectives are associated with a constructivist ontological worldview which postulates the existence of ‘multiple realities’ (Golafshani, 2003).

Constructivism places emphasis on *Verstehen* – understanding something in its context (Tucker, 1965). The researcher’s way of understanding and explaining knowledge is central to research (Crotty, 1998), thus the epistemological choice for this paper emphasises that potential meaning can exist, but that actual meaning emerges only when it engages with consciousness (Merleau-Ponty, 1962).

Constructivist epistemology guides this paper towards an ethnographic and qualitative research approach (Holstein & Gubrium, 2007). Constructivist ethnography is considered a valuable methodological approach to adopt for the current paper because it is best suited to addressing the research aim of exploring the lived experiences and perspectives of individuals in the context of the complex and evolving multidimensional phenomenon of service quality in a German multichannel fashion retail environment. This research interrogates the viewpoints of German multichannel customers. A customer perspective will help to explain the phenomenon and reveal the meanings that a customer gives to it. Constructivist ethnographic studies incorporate the synthesis of the theoretical and the empirical (practice/experience). The ‘final interpretive theory is multi-voiced and dialogical. It builds on native interpretations and ... articulates what is implicit in those

1  
2  
3 interpretations' (Denzin, 1989, p. 120). 'Constructivist ethnography ... involves interaction  
4 between the individual and what is sought in relation to values embedded in the research  
5 environment as well as other individuals involved in the investigation' (Howell, 2013, p.  
6 128). This study (and research in general) has meaning in relation to 'existing and historical  
7 theoretical frameworks' as well as ongoing projects undertaken by other temporally placed  
8 individual researchers (ibid.). Therefore, an explanatory case study design was chosen to  
9 refine the existing theory and to extend knowledge about service quality in a multichannel  
10 retail setting (Roworth-Stokes, 2006).

11  
12  
13  
14  
15  
16  
17  
18 Constructivist ethnography wishes to understand what is taking place in specific contexts  
19 and emphasises experiential validity and, through thick interpretation, determines clear  
20 indications of how people react to phenomenon through emphasising 'the rich, real-world  
21 context in which the phenomenon occurs' (Eisenhardt, 2007, p. 25). Indeed, data collection  
22 is based on the requirements of experiential rather than measurable validity which requires  
23 in-depth observation (through interviews and focus groups) of multichannel customers in  
24 an attempt to construct or develop theory, using a single case study strategy (Reychav,  
25 Inbar, Simon, McHaney, & Zhu, 2019). **Surveys normally provide quantitative data and  
26 enable measurement validity or reliability and non-disputed generalisation or external  
27 reality. However, the thick description, interpretation, and richness as well as 'context of  
28 the research can be lost when using surveys; one is left with narrow explanation rather than  
29 in-depth understanding' (Howell, 2013, p. 194). Consequently, this study used semi-  
30 structured interviews and focus groups; 'interviews enable description, interrogation,  
31 evaluation and consideration of personal accounts (biographical and historical data) as well  
32 as provide opportunities for storytelling' (ibid: p. 198). In addition, the focus groups further  
33 explore and analyse data gathered through the interviews and facilitate opportunities for  
34 both participatory and non-participatory observations. 'Focus groups can deal with the  
35 dominant position of the interviewer and provide a mechanism for dealing with interviewer  
36 bias in terms of values and beliefs driving the interview' (ibid: pp. 200-201).**

### 3.2 Methods and data gathering

37  
38  
39  
40  
41  
42  
43  
44  
45  
46  
47  
48  
49  
50  
51  
52  
53  
54 The technique applied to the sample selection was *purposeful sampling* (Patton, 1990).  
55 Patton (1990) emphasises that the value of a sample in a qualitative study lies in the richness  
56 of information about the selected sample. For this paper, 'combination, or mixed purposeful  
57 sampling' was applied, as participants were selected on the basis of their experience of  
58  
59  
60



1  
2  
3 purchasing fashion products by accessing the various channels of one retailer  
4 ('homogeneous sampling'). Furthermore, a sample of sales people and managers of  
5 different fashion department stores in three major German cities (Stuttgart, Essen and  
6 Düsseldorf) was asked to suggest customers who might agree to participate in this research  
7 ('snowball sampling'), and people were chosen based on predetermined criteria ('criterion  
8 sampling'). First, only people older than 18 years, who had obtained full capacity to make  
9 contracts, were included in this research. Secondly, the customers who were included were  
10 specifically those who were experienced in searching for and purchasing clothing through  
11 different channels during a single purchase. This is in keeping with Verhoef's (2007)  
12 definition of multichannel customers as those who use different channels for searching and  
13 purchasing. The inclusion of 'experienced' multichannel customers who had made at least  
14 three purchases in the last 12 months enhances the information-richness of the sample of  
15 customers. Thirdly, it was crucial for the outcome of this research that the participating  
16 customers had had multichannel experiences with at least two multichannel retailers. This  
17 was seen as important because the concept of service quality is widely based on expectations  
18 that are, to some extent, founded on previous experiences (Parasuraman, Zeithaml, & Berry,  
19 1985). Fourthly, only customers who described themselves as 'fashion enthusiasts' were  
20 considered qualified to take part in the research. **These criteria were defined to ensure that  
21 the selected participants could provide 'information-richness' (Patton, 1990). In general,  
22 the study uses theoretical sampling, which considers that researchers should keep the  
23 purpose of the research as central and not adhere to set structures of data collection or, as  
24 Glaser and Strauss (1967) term, 'rules of evidence' that hinder 'discovery of theory' (p. 51).  
25 'Typically a sociologist starts by applying these rules for selecting a purified set of groups  
26 to achieve accurate evidence' (ibid). However, eventually theoretical development will be  
27 limited due to a lack of diverse theoretical relevant data because preconceived groupings  
28 were utilised to accumulate data (ibid). Theoretical sampling allows freedom in the  
29 collection of data that is theoretically relevant but, at the same time, the theory generation  
30 through comparison controls the data collection process but does not hinder it. Through this  
31 process the theoretical dimensions and typologies are developed as the data collection and  
32 analysis progress.**

33  
34  
35  
36  
37  
38  
39  
40  
41  
42  
43  
44  
45  
46  
47  
48  
49  
50  
51  
52  
53  
54  
55  
56  
57  
58  
59 Based on the sampling strategies, this research consisted of 34 in-depth interviews and two  
60 focus groups comprising ten focus group participants.



The following multichannel customers participated in the interview:

No.	Age	Gender	Income level	Occupation
1	18-24	F	Low	Marketing student
2	25-30	F	Medium/high	Department manager in fashion retail
3	18-24	F	Low	Apprentice in fashion retail
4	25-30	F	Medium/high	Department manager in fashion retail
5	18-24	M	Low	Student
6	25-30	F	High	Mother
7	25-30	F	Low	Fashion management student
8	25-30	F	Medium	Fashion management trainee
9	18-24	M	Low	Apprentice in fashion retail
10	31-35	M	Medium/high	Department manager in fashion retail
11	18-24	F	Low	Apprentice in fashion retail
12	18-24	F	Low	Apprentice in fashion retail
13	25-30	M	Medium/ high	Project manager
14	41-46	M	High	Store manager
15	18-24	F	Low	Fashion management student
16	36-40	F	High	Brand director
17	25-30	F	Low	Fashion student
18	31-35	F	High	Senior project manager
19	25-30	F	High	Sales manager
20	25-30	M	High	Senior project manager
21	25-30	F	Low/medium	Deputy department manager in fashion retail
22	31-35	M	High	Store manager
23	25-30	M	High	Senior project manager

No.	Age	Gender	Income level	Occupation
24	31-35	F	High	Senior purchaser
25	41-46	F	High	Purchasing director
26	25-30	F	High	Sales director
27	18-24	F	Low	Design student
28	31-35	M	Low	Sales assistant
29	41-46	F	High	Brand director
30	31-35	F	High	Senior project manager
31	31-35	M	High	Logistics manager
32	31-35	F	Medium/high	Project manager
33	36-40	F	High	Mother
34	25-30	M	Low	Sales assistant
35	25-30	M	Medium/high	Web designer
36	41-46	F	High	Marketing director
37	31-35	F	Medium/high	Teacher
38	18-24	F	Low	Student
39	25-30	M	Medium	Assistant to board member
40	36-40	M	High	Partner (Consultancy)
41	18-24	F	Low	Student
42	18-24	F	Low	Student
43	25-30	F	Medium/high	Sales Manager
44	25-30	M	Medium	Social Media Manager

*Table 1: Interview participants*

Through theoretical sampling the interviews led to an indication of who should be included in the focus groups. Since the study intends to offer valuable insights elicited from

1  
2  
3 information-rich multichannel customers, field research was conducted in two stages: first,  
4 in-depth interviews were conducted to gain an in-depth understanding about the  
5 phenomenon of multichannel service quality. Then, focus group participants discussed  
6 these findings to provide an even more holistic picture of the phenomenon. Methodological  
7 triangulation as a research technique was therefore applied to enrich the variety and volume  
8 of data. When undertaking the constructivist ethnographic approach and using interviews  
9 and focus groups it was evident that data collection and analysis involved ambiguity and  
10 subjectivity. However, unless we ask questions as to whether this involves questioning  
11 ourselves when observing or reflecting others, when interviewing, or being involved with  
12 focus-group interpretations and understandings, this is difficult to assess (Howell, 2013).  
13 The interviews enabled ‘description, interrogation, evaluation, consideration, personal  
14 accounts or biographical and historical data; they can be confrontational and allow an  
15 environment for storytelling’ (Howell, 2013, p. 198). The focus groups enabled an  
16 environment that provided the opportunity for plurality of ideas. Indeed, the focus groups  
17 built understanding through the language and frameworks of those involved. Participants  
18 entered conversations and group interactions that created empathy and commonality  
19 regarding individual experiences, which fostered ‘self-disclosure, self-understanding and  
20 self-validation’ (ibid p. 202). Interview excerpts were presented to the participants as proofs  
21 of evidence of phenomena observed. As Aricat (2015) articulates, this practice brings to  
22 ‘the fore the tensions between interrelated discourses, juxtaposed for the purpose of  
23 negating the idealized oppositions and to highlight how the singularity of voices’ and  
24 experiential accounts are contextualised (Aricat, 2015, p. 811).  
25  
26  
27  
28  
29  
30  
31  
32  
33  
34  
35  
36  
37  
38  
39  
40

41  
42 The phenomena of multichannel service quality in general, and the German fashion retailing  
43 setting in particular, have not yet been fully conceptualised (Verhoef et al., 2015). **This**  
44 **limited understanding of multichannel service quality justifies the selection of a relatively**  
45 **small sample and accounts for 44 participants in total. As 4 additional interviews were**  
46 **conducted in 2019, empirical data generation lasted for about 18 months.** The objective of  
47 this study with a constructivist ethnographic approach through interviews and focus groups  
48 was to understand the researched phenomenon in some depth.  
49  
50  
51  
52  
53  
54

55 The interviews and focus groups were semi-structured in nature, comprising a number of  
56 predetermined questions (Robson, 2007). The interview questions were designed for an  
57 analytic use with the aim of answering the research questions (Robson, 2007). The average  
58 duration of the interviews was 42 minutes. This corresponds with the recommended  
59  
60

1  
2  
3 duration of interviews as more than 30 minutes but less than one hour, in order to capitalise  
4 on concentration levels (Robson, 2007). At the beginning of the interviews, a short  
5 questionnaire to collect demographic data was completed by respondents. The interviews  
6 were recorded with the permission of participants. Furthermore, notes were taken to  
7 summarise key statements. The body language of participants was also observed during the  
8 conduct of interviews. The direct involvement of the researchers in this process enhanced  
9 experiential knowledge about the topic under investigation. Moreover, due to the semi-  
10 structured nature of the interviews, questions could be adjusted, and new questions could  
11 be added in the course of the interviews where such an intervention was felt beneficial in  
12 order to enhance the quality of discussions. Our interpretation phases are much more  
13 purposeful and involve the ‘mobilization of concepts to give sense to the descriptions’  
14 (Pozzebon, Douglas, & Ames, 2016, p. 18).  
15  
16  
17  
18  
19  
20  
21  
22  
23  
24  
25  
26  
27  
28  
29  
30

### 31 **3.3 Analysis and Results**

32  
33 Based on the constructivist epistemology, theory building was followed by an abductive  
34 approach so as to allow vacillation between extant theoretical concepts and literature, empirical  
35 data and the analytical framework in order to understand the phenomenon of multichannel  
36 service quality ‘using the participants’ own words within context’ (Ozuem, Thomas, &  
37 Lancaster, 2016, p. 6). Field research was conducted exclusively for the purpose of this study  
38 (Braun & Clarke, 2006). Following Colaizzi’s (1978) seven-stage process of thematic  
39 analytical approach, certain themes and questions were developed prior to the interviews.  
40  
41  
42  
43  
44  
45  
46  
47

48	1. Read all of the subjects’ descriptions in order to acquire a feeling for them.
49	2. Extract noteworthy statements from each transcript that relate to the research at hand.
50	3. Perform the process of explication – making sense of the statements – on each statement.
51	4. Formulate the resultant meanings, from the statements, into themes.
52	5. Parallel constituent themes with original participant transcripts to verify consistency.
53	6. Formulate a comprehensive definition that offers a description of the fundamentals of the phenomenon.
54	7. Re-visit participants to validate findings with participant experiences.
55	
56	
57	
58	
59	
60	

*Table 2: Seven-stage process by (Colaizzi, 1978)*

1  
2  
3 The resultant codes were developed into pertinent themes. The themes identified bear little  
4 relationship to the questions that were asked during the interviews (Braun & Clarke, 2006).  
5 However, the themes were inextricably connected to the data themselves (Patton, 1990).  
6  
7 Thus, the applied thematic approach for this paper is data-driven (Boyatzis, 1998).  
8  
9

10  
11 Ultimately, interpretations of respondents' perceptions of multichannel service quality  
12 generated six major themes as follows: (1) affiliation; (2) physical stimulation; (3) value  
13 for physical service quality; (4) electronic stimulation; (5) utility for electronic service  
14 quality; and (6) choice optimisation for the integration service quality. The explanatory  
15 frameworks of the sample used were modelled on the number of appropriate responses  
16 obtained, rather than the cumulative figures of those contacted. Some responses were  
17 discounted as inclusions of these opinions would have little or no valuable impact on the  
18 explanatory framework (Ozuem, Howell, & Lancaster, 2008). These themes represent the  
19 vivid perceptions of the empirical reality of German multichannel fashion customers.  
20  
21  
22  
23  
24  
25  
26  
27  
28  
29  
30  
31  
32  
33  
34  
35  
36  
37  
38  
39  
40  
41  
42  
43  
44  
45  
46  
47  
48  
49  
50  
51  
52  
53  
54  
55  
56  
57  
58  
59  
60

Themes	Definitions	Codes	Key words
<b>Physical stimulation</b>	The motivation to seek novel and interesting stimuli from the offline-mediated retail environment encountered during shopping activities.	(1) Store design	<ul style="list-style-type: none"> <li>• Lighting</li> <li>• Colours</li> <li>• Smell</li> <li>• Music</li> </ul>
		(2) Visual merchandising	<ul style="list-style-type: none"> <li>• Arrangement of items</li> <li>• Clarity of collections</li> <li>• Inspiration</li> <li>• Buy more than I wanted</li> </ul>
		(3) Haptics	<ul style="list-style-type: none"> <li>• Try clothes on</li> <li>• Proof of quality</li> <li>• Does it look like the pictures?</li> </ul>
<b>Affiliation</b>	The motivation to affiliate with other individuals involved in marketplace institutions, principally other shoppers or retail merchants.	(1) Human relations	<ul style="list-style-type: none"> <li>• Common experience</li> <li>• Meet friends and family</li> <li>• Meet new people</li> <li>• Have great shopping experience</li> </ul>
		(2) Status	<ul style="list-style-type: none"> <li>• Exclusive shopping environment</li> <li>• Show off with shopping bag</li> <li>• Everyone can see bags</li> </ul>
		(3) Advice	<ul style="list-style-type: none"> <li>• Negative experience</li> <li>• Significant quality differences</li> <li>• No personal advice anymore</li> <li>• I like an easy-going consultation</li> <li>• Sales-people have a similar style</li> </ul>
<b>Value</b>	Concepts or beliefs about desirable end states or behaviours that transcend specific situations, guide selection or evaluation of behaviour and events, and are ordered by relative importance.	(1) Appreciation	<ul style="list-style-type: none"> <li>• Good feeling</li> <li>• Feeling of being welcomed</li> <li>• Stuck-up sales-people</li> <li>• Being ignored</li> <li>• Disregarded</li> </ul>
		(2) Honesty	<ul style="list-style-type: none"> <li>• Con me to buy an item</li> <li>• Did not want to show me alternatives</li> <li>• Sales-people wanted a quick sale</li> </ul>
		(3) Trust	<ul style="list-style-type: none"> <li>• Real people</li> <li>• Double check</li> <li>• I'm sure she will take care of it</li> </ul>
		(4) Friendliness	<ul style="list-style-type: none"> <li>• Greeting</li> <li>• Peremptory tone</li> <li>• No goodbye</li> </ul>
		(5) Empathy	<ul style="list-style-type: none"> <li>• Sensitivity</li> <li>• Notice when I want to browse through the items alone</li> <li>• To be there when I need her</li> </ul>

Table 3: Themes representing physical service quality findings

Themes	Definitions	Codes	Key words
<b>Electronic stimulation</b>	The motivation to seek novel and interesting stimuli from the online-mediated retail environment encountered during shopping activities.	(1) Web design	<ul style="list-style-type: none"> <li>• Clear layout</li> <li>• Plentiful pictures</li> <li>• Video clips</li> <li>• Not too many banners</li> <li>• Aesthetic colours</li> <li>• Filter options</li> </ul>
		(2) Content	<ul style="list-style-type: none"> <li>• Not just products</li> <li>• Editorials</li> <li>• Individual</li> <li>• Not hundreds of look-alike products</li> <li>• Like a small boutique</li> <li>• Blogger</li> </ul>
		(3) Haptics	<ul style="list-style-type: none"> <li>• Parcel</li> <li>• Packaging</li> <li>• Original package</li> </ul>
<b>Utility</b>	Utility means the outcome resulting from some type of conscious pursuit of an intended consequence.	(1) Convenience	<ul style="list-style-type: none"> <li>• Uncomplicated</li> <li>• Practical</li> <li>• Comfortable</li> </ul>
		(2) Efficiency	<ul style="list-style-type: none"> <li>• Fast system</li> <li>• Huge saving of time</li> <li>• In-store much more time-consuming</li> <li>• No time to go to the city</li> </ul>
		(3) Savings	<ul style="list-style-type: none"> <li>• Compare prices</li> <li>• Check promotions</li> <li>• Free shipping</li> <li>• Free returns</li> </ul>
		(4) Goodwill	<ul style="list-style-type: none"> <li>• Long returns</li> <li>• Lowest price offer</li> <li>• Fair</li> </ul>

Table 4: Themes representing electronic service quality findings

Themes	Definitions	Codes	Key words
<b>Choice optimisation</b>	The motivation to search for the right purchase channel that fits multichannel customers' demands in the best possible manner.	(1) Effort	<ul style="list-style-type: none"> <li>• To save time</li> <li>• Fast</li> <li>• Convenient</li> <li>• Returns</li> </ul>
		(2) Availability	<ul style="list-style-type: none"> <li>• Check in-store</li> <li>• Check online</li> <li>• Across channels</li> <li>• Same article number</li> <li>• Up-to-date</li> </ul>
		(3) Price	<ul style="list-style-type: none"> <li>• Price comparison</li> <li>• Check promotions</li> <li>• Discounts</li> <li>• Single-channel</li> </ul>
		(4) Support	<ul style="list-style-type: none"> <li>• Help</li> <li>• Personal contact</li> <li>• Complaint</li> </ul>

Table 5: Theme representing integration quality findings



#### 4. Findings and Discussions

The major themes that relate to the physical channel imply some physical stimulation from offline-mediated environments and, in particular, from store design, visual merchandising and haptics. A 29-year-old senior project manager of a marketing department stated:

*It's the whole sideshow: the colours and the lighting. That is what really matters.*

This respondent referred to the experiential features of store design. He considered lighting, colours, room climate, smell and music as service determinants. These determinants were part of the customer's sensory experience. As the interviews suggest, the majority of fashion enthusiasts could be considered aesthetes. Hence, many of the interview respondents mentioned aesthetics as an important criterion in regard to perceptions of in-store service quality.

Moreover, multichannel customers tend to use offline-mediated environments to affiliate with others. This includes human relations, status, and advice. The first term expresses that multichannel customers value meeting like-minded people in pleasant shopping environments. Such people can be familiar (for example, friends, family or regular sales-people) or unfamiliar (other customers or unknown sales-people). A 23-year-old marketing student from Stuttgart reflected on her shopping habits as follows:

*Sometimes I want to go shopping and meet friends and my family. I think it's much more about the great shopping experience you enjoy with your friends and family. You know, we can spend a whole day in the city. My family and I especially like Store X in Düsseldorf. When we go there, my mum and I look for the new collections – sometimes that can take hours – and my father can sit on a sofa, drink a coffee, and read a newspaper. So, I mean, every one of us gets his money's worth.*

Interestingly, this respondent identifies a social dimension as one of the main reasons she goes shopping. She shops to cultivate social contacts with her friends and her family. For her, it is important that her companions enjoy a pleasant purchase experience. Therefore, this respondent seeks hedonic value from her shopping experiences. Since her family members had different interests, a pleasant shopping experience meant, for her, that the store was able to provide several different service offerings. For this respondent, shopping is an important leisure activity.

1  
2  
3 Westbrook et al. (1985) define affiliation as a dimension of shopping motivation that  
4 contains: (1) shopping alongside other customers who have similar tastes; (2) talking with  
5 sales people and other shoppers who share interests; and (3) shopping with friends as a  
6 social occasion (Westbrook & Black, 1985, p. 90).  
7  
8  
9

10  
11 The third sub-dimension of physical service quality in a multichannel retailing context is  
12 value. Multichannel customers tend to be value-oriented when purchasing in offline-  
13 mediated environments. A 23-year-old fashion management student from Düsseldorf  
14 stated:  
15  
16  
17

18  
19 *When I think of in-store service, I think of ... I want the sales-person to be attentive ... to*  
20 *greet me, to ask me if I need help. As I said before, I'm not a person who needs personal*  
21 *advice. I wouldn't say, 'Hello, I need a blouse! Please help me to find a nice one!' But what*  
22 *I want is that I can approach the sales-person and she must be helpful. I want to feel*  
23 *welcomed. I don't want to get the feeling that I'm disturbing the sales-person by making*  
24 *her do something else.*  
25  
26  
27  
28  
29

30  
31 Value orientation includes appreciation, honesty, trust, friendliness, and empathy. As the  
32 interviews suggest, sales-people have the most significant impact on these customers' value  
33 perceptions. In this context, three characteristics of multichannel customers can be  
34 synthesised from the interviews: (1) those who seek an individualistic and situation-related  
35 approach; (2) those who are enlightened by prior knowledge about a product before entering  
36 the retail store; and (3) those who retain a level of scepticism regarding advice received  
37 from sales employees.  
38  
39  
40  
41  
42

43  
44 The major themes that relate to the electronic channel context imply a mix of informational  
45 and normative influence on the part of multichannel customers. Electronic stimulation  
46 refers to web design, content, and haptics. In terms of web design, multichannel customers  
47 seek practicability, a clear structure and filter options. These findings resonate with the  
48 'ease of use' service quality dimension that represents 'the degree to which the functionality  
49 of the user interface facilitates the customer's retrieval of the electronic service' (Zeithaml,  
50 Parasuraman, & Malhotra, 2002, p. 363). However, the findings of this paper go beyond  
51 this definition. Multichannel customers also value the emotional aspects of web design.  
52 Accordingly, they cite attractive web design and video footage as strong service features.  
53  
54  
55  
56  
57  
58  
59  
60

1  
2  
3 A 23-year-old fashion management student from Düsseldorf reflected on his perception of  
4 web design as follows:  
5  
6

7 *And, of course, that it's well-structured and that you find the shopping basket immediately.*  
8 *That I understand how I can click on things. What I also find important is, for instance,*  
9 *that there are many pictures of the item and, just like at X, you have video sequences. Like*  
10 *that, you can see better what the item looks like when you move. And also, you can see*  
11 *better how the colour really looks.*  
12  
13  
14  
15  
16

17 Some respondents preferred visual stories and editorials and wanted to be told a story in a  
18 subtle manner, instead of simply being given the facts. In this context, the phenomenon of  
19 'blogging' plays a predominant role in influencing the decisions of several multichannel  
20 fashion customers.  
21  
22  
23  
24

25 In the context of online content, the retailer's assortment strategy can be seen as a  
26 controversial issue, both in related literature (Mantrala et al., 2009) and in this paper. It is  
27 a strategic, managerial decision to overcome the complex duty of offering an attractive  
28 assortment as well as avoiding choice difficulty. Several interview respondents complained  
29 about oversupply in some online shops. One respondent, who was a deputy department  
30 manager in fast fashion retail, stated:  
31  
32  
33  
34  
35

36 *The assortment should be kind of tailored for me. I don't want to see all the dresses but*  
37 *only those that I like.*  
38  
39  
40

41 This respondent expected the online shop to offer a more customer-individual assortment  
42 at the expense of choice. For several respondents, no added value was perceived if a retailer  
43 displayed items that were not appealing to them. They only wanted to see items that they  
44 were interested in.  
45  
46  
47  
48

49 The concept of integration is the main difference between a single-channel and a  
50 multichannel service quality system. According to the literature, all physical and electronic  
51 elements enriched with integration mechanisms lead to overall perceptions of multichannel  
52 service quality (Sousa & Voss, 2006). 'Connection' and 'linkage' are the terms that explain  
53 how the interview respondents express what is known in the literature as 'integration  
54 quality'. The emergent theme for integration quality can be considered to be 'choice  
55 optimisation'. A 30-year-old sales director from Düsseldorf reflected as follows:  
56  
57  
58  
59  
60

1  
2  
3 *I prefer retailers who operate an online shop and bricks-and-mortar stores because I want*  
4 *to exploit all the advantages this kind of retailer can provide me with. I can make a pre-*  
5 *choice online, note the article number, try it on in-store, buy it there and then, and have it*  
6 *delivered to my home address; or I can order online and ask for personal advice in-store*  
7 *when it's needed. I'm more flexible! If I need an item fast, I buy where it's faster; when I*  
8 *need advice, I purchase in-store; when stores are closed, I can browse and shop online. At*  
9 *some retailers, I own a loyalty card, which I can use online and offline. And then it is even*  
10 *easier to shop there.*

11  
12  
13  
14  
15  
16  
17  
18 As this statement suggests, multichannel customers exploit integration mechanisms to  
19 optimise the search for the right purchase channel that suits their demands in the best way.

20  
21  
22 Before the invention of E-commerce and multichannel retailing, Westbrook and Black  
23 (1985) defined choice optimisation as the 'motivation to search for and secure precisely the  
24 right product to fit one's demands' (Westbrook & Black, 1985, p. 87). In the context of  
25 service quality in multichannel retailing, customers search for the 'right' type of service  
26 and select the most suitable channel. Multichannel customers tend to optimise their choices  
27 during the purchasing process (Zhang et al., 2010). Integration quality is the essence of  
28 competitive advantage for multichannel retailers compared with single-channel retailers.  
29 At multichannel retailers, customers are able to switch channels without switching retailer.  
30 As the interviews suggest, they exploit this opportunity when the multichannel retailer  
31 ensures optimised efforts, availability of items, price, and support.

## 40 41 **5. Key Findings**

### 42 43 44 **5.1 The catalyst model of multichannel service quality**

45  
46 As the empirical findings indicate, the purchase behaviour of German multichannel  
47 customers involves a high degree of complexity as their purchasing pattern includes  
48 decisions about the retailer and the retail channel. A constant justification of these takes  
49 place during the purchase process.

50  
51  
52  
53  
54 The empirical findings of this study add value to extant studies, which state that customers  
55 perceive multichannel service quality by considering physical, electronic, and integration  
56 quality (Sousa & Voss, 2006). However, the current paper identifies six major themes that  
57  
58  
59  
60

1  
2  
3 describe multichannel customer service quality perceptions in a German fashion-retailing  
4 context, as the following figure illustrates:  
5  
6  
7  
8

9 *Figure 2: Integration quality as catalyst of multichannel service quality*  
10  
11

12 As shown, each retail channel provides different ingredients. In a well-integrated  
13 multichannel system, a customer is able to optimise his choice options. Hence, integration  
14 quality has the function of a catalyst. It reinforces the reactions of the two ingredients of  
15 physical and electronic service quality in order to provide an optimised service quality  
16 experience. Therefore, the catalyst function can be considered to be the competitive  
17 advantage enjoyed by a multichannel retailer. The customer can exploit the full advantages  
18 of each channel, which has a positive impact on his overall service quality perception.  
19  
20  
21  
22  
23  
24

## 25 **5.2 Multichannel customer typology**

26  
27

28 The interview findings further suggest that four different types of German multichannel  
29 fashion customers exist within the homogeneous sample. Based on these findings, the  
30 current paper was able to develop a customer typology for the German market (Reynolds  
31 & Beatty, 1999). 'Each type of customer is distinguished by a specific pattern of social  
32 characteristics reflecting his position in the social structure' (Stone, 1954, p. 36). Drawing  
33 on social influence theory (Kelman, 1958; Li, 2013), the first generator of heterogeneity  
34 amongst German multichannel fashion customers can be considered to be 'informative  
35 versus normative social influence' (Hsieh & Tseng, 2018; Kaplan & Miller, 1987). **As the  
36 analysis developed, it triggered some interlocking streams which compounded the  
37 categorisation of multichannel fashion customers into 'informative versus normative  
38 influences' but these were too complex and differentiated to be considered under the two  
39 main constructs. Although, they could broadly be placed in the two main constructs, they  
40 are mutually exclusive and could be further categorised into high (informational influence)  
41 and low (normative influence) such as high-low, high-low and low-high, low-high.**  
42  
43  
44  
45  
46  
47  
48  
49  
50  
51  
52

53 The second generator of heterogeneity among German multichannel fashion customers can  
54 be considered to be 'available income level'. The different income levels were built and  
55 the income classification was conducted based on the following criteria: 1) Low  $\leq$  30,000  
56 GBP; 2) Low/medium  $>$  30,000 GBP  $\leq$  60,000 GBP; 3) Medium/high  $>$  60,000 GBP  $\leq$   
57 90,000 GBP; 4) High  $>$  90,000 GBP  
58  
59  
60

Figure 3: Customer typology matrix

Hedonists were the largest customer segment (representing 38 per cent of the sample). They had low or low/medium disposable incomes and they showed high normative social influence. Their principal drivers were shopping experiences and amusement. Furthermore, they were highly influenced by the behaviour, beliefs and attitudes of bloggers and other opinion leaders belonging to their reference group. The following statement from a 19-year-old apprentice in fashion retail illustrates the typical purchasing pattern of a hedonist:

*I'm permanently checking the fashion bloggers on Instagram. I like to be up-to-date with what's new. You can choose the 'like to know' option and then be immediately informed as to which brand an item they are wearing belongs. It's too expensive most of the time. That's why I go to Store X and check if they have something similar. But most of the time, these are just inspirations and I end up buying something else.*

As this statement illustrates, hedonist customers seek inspiration from Instagram and fashion blogs. For these customers, it is important to remain up-to-date about the latest fashion trends. They are price-sensitive due to their low disposable income. That is why they prefer to purchase from fast fashion discounters. A strong reference to affiliation and emotive stimulation are both indicators of normative social influence amongst this customer segment. Hedonists value multichannel retailing for reasons of efficiency. Since fashion trends are very short-lived nowadays, they mainly use channel integration for availability checks across channels and they value fast delivery and an effortless purchasing process.

The connoisseur customer segment also demonstrates normative social influence in fashion purchases but has a medium-high or high income. This segment accounts for 16 per cent of respondents. The connoisseur looks for indulgence when purchasing a fashion product, as the following statement, from a 46-year-old purchasing director in fashion, illustrates:



1  
2  
3 *I go shopping when I want to reward myself. I always know where to shop. There are certain*  
4 *brands and shops I prefer. It can be online or in-store – always after my fancy. I need an*  
5 *appealing atmosphere.*  
6  
7

8  
9 Connoisseurs can be considered the most demanding customer segment. They tend to have  
10 a clear idea of what they want. They are not dependent on the lower-priced retailing  
11 segment and they have high expectations concerning service quality. Generally,  
12 connoisseurs can be considered loyal customers, but if they migrate due to unsatisfying  
13 experiences it is hard for retailers to win them back. This customer segment seeks  
14 inspiration online and offline. They are receptive to aesthetic store design and visual  
15 merchandising. Connoisseurs strive for the identification with lifestyle bloggers who  
16 belong to their reference group and share a similar attitude and lifestyle. Furthermore, this  
17 segment seeks to appreciate competent personal advice and they avoid visiting stores with  
18 poor personal advice. When purchasing online, they value visual stories and editorials as  
19 well as aesthetic web design and sophisticated packaging. Connoisseurs have limited time  
20 and so they carry out multichannel shopping to be efficient. They seek availability checks  
21 across channels and prefer the option of reserving items online and trying them on in-store.  
22  
23

24  
25 In contrast, smart shoppers (representing 23 per cent of the sample) have a low or  
26 low/medium disposable income and demonstrate informational social influence. They  
27 particularly look for price and product information and generally believe information  
28 obtained from others. Therefore, smart shoppers tend to use online rating portals, which  
29 provide information about shopping experiences from other customers with given products  
30 or services. Furthermore, smart shoppers are driven by savings. Thus, they can be  
31 considered the least loyal segment because they show opportunistic buying behaviour at  
32 the retailer that offers them the cheapest price. A 22-year-old student from Stuttgart argued:  
33  
34

35 *I can understand that retailers with online shops and stores sometimes offer a cheaper*  
36 *price online. Normally, the online shops have opened more recently, and they want to*  
37 *promote them. For me, it's not a problem, since I always compare prices before buying.*  
38  
39

40  
41 A 23-year-old marketing student stated, with reference to payment:  
42  
43

44 *When I can make a purchase somewhere and have the option to pay later, I'll always buy*  
45 *the item there. I even buy more items by thinking that I might like them!*  
46  
47  
48  
49  
50  
51  
52  
53  
54  
55  
56  
57  
58  
59  
60



1  
2  
3 These two statements illustrate the price-orientation of smart shoppers. In the first  
4 statement, the respondent claimed that he did not necessarily need price-consistency among  
5 channels, since he compared different channels before purchasing. The second statement  
6 referred to the payment-after-receiving option. Smart shoppers show a preference towards  
7 online shopping, since price comparisons are easier to make online than offline.  
8 Furthermore, smart shoppers generally perceive prices to be lower online. They value  
9 integration quality for a more efficient comparison of prices across channels.  
10  
11  
12  
13  
14

15  
16 Phlegmatic shoppers are the second segment of informational influenced multichannel  
17 customers (representing 23 per cent of the sample). These shoppers have a medium/high to  
18 high income level and are mainly driven by convenience. They can be considered loyal  
19 customers, except when they experience service failure at a retailer. Once they migrate,  
20 recovery is challenging for the retailer. The behavioural characteristics of the phlegmatic  
21 customer segment are illustrated in the following statement from a 29-year-old senior  
22 project manager of a business development department:  
23  
24  
25  
26  
27  
28

29 *Well, in my case, it depends very much on what I need. For example, if I buy office clothes,*  
30 *I tend to buy online from X. I don't like to drive to the city especially for that purpose, and,*  
31 *you know, I know the sizes I need for shirts and suits. This is what I basically need. Anyway,*  
32 *I find that X has a very large assortment. But nevertheless, the layout of their site is very*  
33 *clear. And what I also find good is that they inform you with a newsletter about novelties*  
34 *and other interesting topics. Recently, they wrote about smart grids. But thankfully they do*  
35 *not send me a standardised newsletter. That would drive me nuts! Their newsletter is*  
36 *customised and considers which brands or products I have bought recently. Sometimes I*  
37 *buy new items there, which I didn't want to buy, just because of their newsletter.*  
38  
39  
40  
41  
42  
43  
44  
45

46 Phlegmatic shoppers tend to have high expectations regarding the services they are offered.  
47 They value efficiency, convenience, practicability, and competence above all. These  
48 shoppers have a clear channel preference when it comes to purchasing fashion products.  
49 Switching barriers can be a helpful tool for multichannel retailers to dissuade phlegmatic  
50 shoppers from cross-channel free-riding. This segment has a positive perception of channel  
51 integration because they value choice optimisation for effort, availability, price and  
52 support.  
53  
54  
55  
56  
57  
58  
59  
60

1  
2  
3 Intriguingly, the emerged data shows that different customer types demonstrated a different  
4 level of susceptibility to either informational or normative influences. Hedonist shoppers  
5 showed a higher susceptibility to normative influence, as a 19-year-old apprentice in  
6 fashion retail stated:  
7  
8  
9

10  
11 *Often, when I wear a new outfit, I get compliments from others for my good taste. This gives*  
12 *me a good feeling – and somehow self-affirmation.*  
13  
14

15 A 22-year-old marketing student stated:  
16  
17

18 *Since I've been starting to be interested in fashion as a teenager, I have always received*  
19 *very positive feedbacks for my outfits from my friends, classmates or even from people I*  
20 *don't know. That's why I have started to post my daily outfits on Instagram – and the*  
21 *feedback is amazing. It makes me so happy to share my passion with others and even get*  
22 *so many absolutely positive reactions.*  
23  
24  
25  
26  
27

28 As these comments illustrate, hedonist shoppers show a high level of desire to get positive  
29 reactions and acceptance from others. The above respondent indicated that sharing and  
30 receiving feedback from others makes her so happy and elevates her to positive moods.  
31  
32

33 Smart shoppers show a lower susceptibility to normative influence, but a high susceptibility  
34 to informational influence. A 19-year-old student stated:  
35  
36  
37

38 *I spent most of the time of my fashion purchases online to check prices on price comparison*  
39 *pages. Here, it is easy for me to compare prices for certain items based on other consumers'*  
40 *reviews.*  
41  
42  
43  
44

45 Interestingly, the above respondent uses multichannel marketplace to compare prices based  
46 on other consumers' reviews. For her, the availability of online marketplace provides a  
47 platform to review and compare prices. Similarly, a deputy department manager stated:  
48  
49

50 *With my friends, we often talk about our latest shopping experiences and some of them*  
51 *always know about the latest 'special deals'.*  
52  
53  
54

55 As the two statements illustrate, smart shoppers use the information of other shoppers to  
56 get fashion items for a lower price.  
57  
58  
59  
60

1  
2  
3 Connoisseur shoppers, however, showed a higher susceptibility to normative influence and  
4 a lower susceptibility to informational influence.  
5  
6

7  
8 A 34-year-old senior purchaser from Düsseldorf stated:  
9

10  
11 *When I have enough time, I love to go shopping with my girl friends. We always go to our*  
12 *favourite department store – the sales assistants already know us. We get a glass of*  
13 *champagne to get into the right mood, we try on everything that we like and then we*  
14 *encourage each other with how great the items look on each of us.*  
15  
16

17  
18 For connoisseur shoppers especially, the opinion of their peer group members is very  
19 important. Fashion is a way to receive positive feedback and self-affirmation, to show their  
20 status and the belongingness to a certain group of like-minded people.  
21  
22

23  
24 Phlegmatic shoppers showed a lower susceptibility to normative influence, but a high  
25 susceptibility to informational influence.  
26  
27

28  
29 A 43-year-old store manager stated:  
30

31  
32 *Before I purchase fashion items, I try to get information about the product and the brand -*  
33 *mostly online. I find it very helpful to read reviews from other customers, since I trust*  
34 *unpaid customers' opinions more than advertising.*  
35  
36

37  
38 Another participant, a twenty-eight-year-old senior project manager averred:  
39

40  
41 *I'm a conservative customer: I always buy certain brands I have known for years. I have*  
42 *had good experiences with these brands and I know much about these brands: where they*  
43 *produce their items; under which circumstances; how they consider sustainability; how*  
44 *they treat their employees – so I will first check these brands when I'm looking for a new*  
45 *product. Only if I don't find the item there, am I open to buy from another brand. But – this*  
46 *means more effort for me and takes more time, that's why I try to avoid it.*  
47  
48  
49  
50

51  
52 Phlegmatic shoppers showed a higher level of rationality than emotionality. Therefore, they  
53 are mostly influenced by facts. They prefer sources with independent information to paid  
54 advertising. Through an emphasis on external and experiential validity the following figure  
55 presents a summary of the four different customer types, as discussed in the previous  
56 section; specifically, their drivers of heterogeneity, their principal drivers, their special  
57  
58  
59  
60

behavioural characteristics, and their perceptions of the three different multichannel service quality dimensions. Indeed, the customer typology emerged through the interviews and focus group dynamics and analysis to provide an in-depth understanding of the phenomenon in question. It would be difficult to develop such an in-depth comprehension from a positivist context and the use of surveys in the pursuit of replication or measurement validity.

	<b>Smart shopper</b>	<b>Phlegmatic shopper</b>	<b>Hedonist</b>	<b>Connoisseur</b>
<b>Generator:</b> Disposable income level	Low and medium	Medium-high and high	Low and medium	Medium-high and high
<b>Generator:</b> Social influence	High level of informational influence	High level of informational influence	High level of normative influence	High level of normative influence
<b>Principal driver</b>	Savings	Convenience	Experience, amusement	Indulgence
<b>Informational influence</b>	High	High	Low	Low
<b>Normative influence</b>	Low	Low	High	High
<b>Special behavioural characteristics</b>	<ul style="list-style-type: none"> <li>• Least loyal customer segment</li> <li>• Most opportunistic customer segment</li> <li>• Little importance of price consistency among channels when personally gaining an advantage</li> <li>• Frequent channel and retailer switching during purchase</li> </ul>	<ul style="list-style-type: none"> <li>• Loyal customer segment: 'Creatures of habit'</li> </ul>	<ul style="list-style-type: none"> <li>• Social media affinity</li> <li>• See fashion blogs as an important source of inspiration</li> <li>• Continually in search of upcoming brands and new retail formats</li> <li>• Well-informed about fashion trends before purchasing</li> </ul>	<ul style="list-style-type: none"> <li>• Read editorials as a source of inspiration</li> <li>• Follow like-minded lifestyle bloggers</li> <li>• Well-informed about fashion trends and brands before purchasing</li> <li>• Expect a high level of goodwill policy</li> <li>• Generally loyal customer segment, but if they experience bad service, these customers are likely to migrate to other</li> </ul>

	<b>Smart shopper</b>	<b>Phlegmatic shopper</b>	<b>Hedonist</b>	<b>Connoisseur</b>
	<ul style="list-style-type: none"> <li>• Well-informed about prices before purchasing</li> <li>• Look for a retailer with a high level of goodwill policy</li> </ul>			retailers with a better perceived service
<b>Perception of physical service quality</b>	<ul style="list-style-type: none"> <li>• Personal advice is not a decisive factor</li> <li>• Keen on discount clearing points</li> </ul>	<ul style="list-style-type: none"> <li>• Value efficiency of in-store purchases (i.e. no long queues, low availability of sales-people, long waiting time)</li> <li>• Value clarity of store design and visual merchandising in order to find items quickly</li> <li>• Value tidiness of items</li> <li>• Attach importance to competent personal advice in-store</li> </ul>	<ul style="list-style-type: none"> <li>• Strong reference to affiliation (look for like-minded people in-store, spend leisure time with friends and family)</li> <li>• Customer segment with the most negative perception of sales-people (competence, friendliness and honesty)</li> <li>• Tend to accept poor personal advice when purchasing a product that has high desirability and limited accessibility</li> <li>• Seek physical stimulation through visual merchandising ('new looks', outfit combinations)</li> </ul>	<ul style="list-style-type: none"> <li>• Seek affiliation with other people, who have the same high status</li> <li>• Value an exclusive retail environment</li> <li>• Tendency to prefer in-store shopping, due to better perceived shopping experience</li> <li>• High degree of value-orientation in relation to brand/retailer image and personal interaction</li> <li>• Competent and appreciative personal advice when needed</li> <li>• Look for sensuality as well as for aesthetic store design and visual merchandising</li> <li>• Haptics plays a predominant role in</li> </ul>

	<b>Smart shopper</b>	<b>Phlegmatic shopper</b>	<b>Hedonist</b>	<b>Connoisseur</b>
				choosing physical channels
<b>Perception of electronic service quality</b>	<ul style="list-style-type: none"> <li>• Tendency to prefer online shopping because of easier price comparison and perceived lower price</li> <li>• Prefer instalment payments</li> <li>• Pay attention to free shipping and free returns online</li> <li>• Favour a wide range of products</li> </ul>	<ul style="list-style-type: none"> <li>• Value practical aspects of web design when purchasing online (e.g. clear layout, filter options)</li> <li>• Value efficiency and convenience</li> <li>• Delivery and return options need to be convenient; if too complicated these customers tend to reject purchase</li> </ul>	<ul style="list-style-type: none"> <li>• Tendency to switch online shop after a short time when they do not find what they are looking for</li> <li>• Importance of practicability, clear structure and filter options</li> <li>• Pay attention to packaging of online purchases</li> <li>• Attractiveness of web design</li> <li>• Favour large assortments</li> <li>• Value free shipping and free returns</li> <li>• Tendency to order many items and have high return rates</li> </ul>	<ul style="list-style-type: none"> <li>• Seek electronic stimulation</li> <li>• Attractiveness of web design</li> <li>• Value visual stories and editorials</li> <li>• Value sophisticated packaging</li> <li>• Favour a smaller and customer-individual assortment</li> <li>• Look for personal contact when having a query</li> </ul>
<b>Perception of integration quality</b>	<ul style="list-style-type: none"> <li>• Positive impact of channel integration by means of price comparison option between channels</li> </ul>	<ul style="list-style-type: none"> <li>• Switching barriers can help to avoid cross-channel free-riding for this customer segment</li> <li>• Customer segment with the strongest</li> </ul>	<ul style="list-style-type: none"> <li>• Value effort optimisation since they intend to make as little effort as possible with non-emotional purchasing process elements (transaction, pick-up, return)</li> </ul>	<ul style="list-style-type: none"> <li>• Limited available time, seek the channel that can be accessed with the least effort, and value the ability to check availability across channels</li> <li>• Use the Internet as the research channel,</li> </ul>

	Smart shopper	Phlegmatic shopper	Hedonist	Connoisseur
		<p>positive impact of channel integration by means of effort, availability, price and support optimisation</p> <ul style="list-style-type: none"> <li>• Value availability check for both channels and also across channels</li> <li>• Value options of receiving and returning items in both channels</li> </ul>	<ul style="list-style-type: none"> <li>• Demand for receiving the item as fast as possible; value different delivery options (same day, delivery in-store or at home)</li> <li>• Pay attention to availability check across channels</li> </ul>	<p>but prefer to shop in-store (preference for click-and-reserve)</p> <ul style="list-style-type: none"> <li>• When purchasing online, still request personal contact in-store, if needed</li> </ul>

Table 6: Customer typology

## 6. Theoretical implications

Extant studies about service quality mainly adopt a positivist epistemological paradigm (Martinez & Martinez, 2010; Patten, 2017; Radomir et al., 2012). Therefore, a focus has been put on measuring service quality dimensions in an objective manner. The outcomes were a number of generic service quality models that are generalisable to several service settings (Cronin & Taylor, 1992; Parasuraman et al., 1988; Wolfinbarger & Gilly, 2003). In particular, research conducted in traditional service quality settings has been based mainly on quantitative methods. Such limited paradigmatic variety initially directed the



1  
2  
3 current study in similar surroundings. However, Schembri and Sandberg (2003) have  
4 questioned this limitation. They claimed to re-evaluate traditional research methods for  
5 service quality concepts. The current study considers Schembri and Sandberg's (2003)  
6 study as a point of departure to overcome the prevailing positivistic epistemology. For this  
7 study, Schembri and Sandberg's (2003) paradigmatic stance provides a more  
8 comprehensive approach to conceptualising multichannel service quality as a dynamic and  
9 interpretative phenomenon. Schembri and Sandberg (2003) contemplated social actors'  
10 heterogeneity (passive, monitoring, and partnering types) and their different behavioural  
11 characteristics and service perceptions.  
12  
13  
14  
15  
16  
17  
18  
19

20 The acknowledgment of Schembri and Sandberg's (2003) approach directed the current  
21 study towards an interpretivist ontological worldview, as it postulates the existence of  
22 multiple realities (Golafshani, 2003). The current study investigates the lived experiences  
23 and perspectives of individuals in the context of evolving complex and multidimensional  
24 phenomena. Therefore it applies social constructivism as epistemology (Holstein &  
25 Gubrium, 2007). As social constructivism encourages researchers to involve their  
26 experiential knowledge (Maxwell, 2013), the present study was situated in Germany. This  
27 is the first study to provide empirical knowledge about multichannel service quality from  
28 a social constructivist stance considering the local context of Germany.  
29  
30  
31  
32  
33  
34  
35

36 While the focus of extant studies mostly lies in investigating service quality dimensions as  
37 antecedents of a customer's service quality perception (Grönroos, 1984; Loiacono, Watson,  
38 & Goodhue, 2002; Parasuraman et al., 1985), the current study has generated a more  
39 dynamic multichannel service quality conceptualisation. The outcome of this study, 'the  
40 catalyst model of multichannel service quality', can be considered a holistic  
41 conceptualisation, since it examines the overall multichannel customer journey. It  
42 comprises the different elements of the retail mix, namely assortment, pricing and  
43 promotions, fulfilment, and web and store design. Besides that, the adoption of the gap  
44 approach (Parasuraman et al., 1988) for the current study acknowledges consideration of  
45 both the customer's expectation regarding the retailer's service delivery and the customer's  
46 service perception.  
47  
48  
49  
50  
51  
52  
53  
54  
55

56 With the sole exception of one study (Schembri & Sandberg, 2003), which was situated in  
57 the health sector, previous literature has studied multichannel customers as a relatively  
58 homogeneous group (Verhoef, Neslin, & Vroomen, 2007). The proposed model considers  
59  
60

1  
2  
3 multichannel customers as a heterogeneous group of customers, consisting of four  
4 distinctive customer types. The drivers of heterogeneity can be considered to be  
5 rational/emotional involvement and income level. The investigated customer groups of the  
6 current study are (1) hedonistic shoppers and (2) connoisseurs for emotionally involved  
7 customers and (3) smart shoppers and (4) phlegmatic shoppers for rationally involved  
8 customers. This study further investigated that the four customer types show a different  
9 level of susceptibility to informational vs normative social influences. Whereas hedonist  
10 and connoisseur shoppers show a higher susceptibility to normative influence, smart and  
11 phlegmatic shoppers show a higher susceptibility to informational influence. These  
12 customer types and their distinctive attitudes, perceptions and behaviours have not been  
13 discovered in previous studies.

14  
15  
16  
17  
18  
19  
20  
21  
22  
23 The proposed conceptualisation further expands extant multichannel service quality  
24 dimensions and contributes six dimensions, which represent the mind-set of multichannel  
25 customers. As the literature suggests (Sousa & Voss, 2006), these six dimensions are  
26 divided into physical, electronic, and integration quality. Yet, other than in existing  
27 multichannel studies, which tend to separate multichannel purchases from others (Banerjee,  
28 2014; Sousa & Voss, 2006; Swaid & Wigand, 2012), the investigated dimensions of the  
29 current study are not limited to multichannel purchases; the conceptualisation contributed  
30 by the current study considers any service experience of customers who show a general  
31 tendency towards multichannel purchasing behaviour. Thus, the conceptualisation of the  
32 current study concerns single-channel purchases of the increasingly important multichannel  
33 customer group as well as multichannel purchases. For purchases where the multichannel  
34 customer uses different channels of one retailer, the current study has identified 'integration  
35 quality' as the 'catalyst function' of the retailer's service quality system. This catalyst has  
36 the task of optimising the customer's overall multichannel service experience with the  
37 retailer.

38  
39  
40  
41  
42  
43  
44  
45  
46  
47  
48  
49  
50 Moreover, the current study takes into account the heterogeneous nature of multichannel  
51 customers by establishing a customer typology. This typology considers the fact that human  
52 beings are dynamic creatures and develop over time. The four different customer types,  
53 specifically 'smart shopper', 'phlegmatic shopper', 'hedonist shopper' and 'connoisseur'  
54 indicate different drivers of heterogeneity, distinctive principal drivers, special behavioural  
55  
56  
57  
58  
59  
60

1  
2  
3 characteristics, and also different perceptions of the three different multichannel service  
4 quality dimensions.  
5

6  
7  
8 Consequently, the current study offers an additional explanation of multichannel service  
9 quality as a contribution to the extant literature in this field.  
10

## 11 12 **7. Managerial implications** 13

14  
15 It is deemed necessary for multichannel retailers to adapt their strategy to the changing  
16 behaviour of their customers. Multichannel customers tend to constantly adjust their  
17 choices regarding retailer and retail channel during purchase. Therefore, it is important for  
18 multichannel retailers to set up coherent and integrated sales and communication strategies  
19 across channels. Retailers should cease working in silo organisations where one stream is  
20 in charge of online activities and another is in charge of offline activities. Different  
21 departments need to work in a cross-disciplinary manner, since multichannel customers  
22 expect a seamless shopping experience. The overall purchasing experience needs to be  
23 consistent for the customer at all moments of contact between the retailer and the customer  
24 in order to present a seamless service quality. Then, multichannel customers can take  
25 advantage of both online and offline channels and experience a congruent shopping  
26 experience across channels.  
27  
28

29  
30  
31  
32  
33  
34  
35  
36  
37  
38  
39  
40  
41  
42  
43  
44  
45  
46  
47  
48  
49  
50  
51  
52  
53  
54  
55  
56  
57  
58  
59  
60  
61  
62  
63  
64  
65  
66  
67  
68  
69  
70  
71  
72  
73  
74  
75  
76  
77  
78  
79  
80  
81  
82  
83  
84  
85  
86  
87  
88  
89  
90  
91  
92  
93  
94  
95  
96  
97  
98  
99  
100  
101  
102  
103  
104  
105  
106  
107  
108  
109  
110  
111  
112  
113  
114  
115  
116  
117  
118  
119  
120  
121  
122  
123  
124  
125  
126  
127  
128  
129  
130  
131  
132  
133  
134  
135  
136  
137  
138  
139  
140  
141  
142  
143  
144  
145  
146  
147  
148  
149  
150  
151  
152  
153  
154  
155  
156  
157  
158  
159  
160  
161  
162  
163  
164  
165  
166  
167  
168  
169  
170  
171  
172  
173  
174  
175  
176  
177  
178  
179  
180  
181  
182  
183  
184  
185  
186  
187  
188  
189  
190  
191  
192  
193  
194  
195  
196  
197  
198  
199  
200  
201  
202  
203  
204  
205  
206  
207  
208  
209  
210  
211  
212  
213  
214  
215  
216  
217  
218  
219  
220  
221  
222  
223  
224  
225  
226  
227  
228  
229  
230  
231  
232  
233  
234  
235  
236  
237  
238  
239  
240  
241  
242  
243  
244  
245  
246  
247  
248  
249  
250  
251  
252  
253  
254  
255  
256  
257  
258  
259  
260  
261  
262  
263  
264  
265  
266  
267  
268  
269  
270  
271  
272  
273  
274  
275  
276  
277  
278  
279  
280  
281  
282  
283  
284  
285  
286  
287  
288  
289  
290  
291  
292  
293  
294  
295  
296  
297  
298  
299  
300  
301  
302  
303  
304  
305  
306  
307  
308  
309  
310  
311  
312  
313  
314  
315  
316  
317  
318  
319  
320  
321  
322  
323  
324  
325  
326  
327  
328  
329  
330  
331  
332  
333  
334  
335  
336  
337  
338  
339  
340  
341  
342  
343  
344  
345  
346  
347  
348  
349  
350  
351  
352  
353  
354  
355  
356  
357  
358  
359  
360  
361  
362  
363  
364  
365  
366  
367  
368  
369  
370  
371  
372  
373  
374  
375  
376  
377  
378  
379  
380  
381  
382  
383  
384  
385  
386  
387  
388  
389  
390  
391  
392  
393  
394  
395  
396  
397  
398  
399  
400  
401  
402  
403  
404  
405  
406  
407  
408  
409  
410  
411  
412  
413  
414  
415  
416  
417  
418  
419  
420  
421  
422  
423  
424  
425  
426  
427  
428  
429  
430  
431  
432  
433  
434  
435  
436  
437  
438  
439  
440  
441  
442  
443  
444  
445  
446  
447  
448  
449  
450  
451  
452  
453  
454  
455  
456  
457  
458  
459  
460  
461  
462  
463  
464  
465  
466  
467  
468  
469  
470  
471  
472  
473  
474  
475  
476  
477  
478  
479  
480  
481  
482  
483  
484  
485  
486  
487  
488  
489  
490  
491  
492  
493  
494  
495  
496  
497  
498  
499  
500  
501  
502  
503  
504  
505  
506  
507  
508  
509  
510  
511  
512  
513  
514  
515  
516  
517  
518  
519  
520  
521  
522  
523  
524  
525  
526  
527  
528  
529  
530  
531  
532  
533  
534  
535  
536  
537  
538  
539  
540  
541  
542  
543  
544  
545  
546  
547  
548  
549  
550  
551  
552  
553  
554  
555  
556  
557  
558  
559  
560  
561  
562  
563  
564  
565  
566  
567  
568  
569  
570  
571  
572  
573  
574  
575  
576  
577  
578  
579  
580  
581  
582  
583  
584  
585  
586  
587  
588  
589  
590  
591  
592  
593  
594  
595  
596  
597  
598  
599  
600  
601  
602  
603  
604  
605  
606  
607  
608  
609  
610  
611  
612  
613  
614  
615  
616  
617  
618  
619  
620  
621  
622  
623  
624  
625  
626  
627  
628  
629  
630  
631  
632  
633  
634  
635  
636  
637  
638  
639  
640  
641  
642  
643  
644  
645  
646  
647  
648  
649  
650  
651  
652  
653  
654  
655  
656  
657  
658  
659  
660  
661  
662  
663  
664  
665  
666  
667  
668  
669  
670  
671  
672  
673  
674  
675  
676  
677  
678  
679  
680  
681  
682  
683  
684  
685  
686  
687  
688  
689  
690  
691  
692  
693  
694  
695  
696  
697  
698  
699  
700  
701  
702  
703  
704  
705  
706  
707  
708  
709  
710  
711  
712  
713  
714  
715  
716  
717  
718  
719  
720  
721  
722  
723  
724  
725  
726  
727  
728  
729  
730  
731  
732  
733  
734  
735  
736  
737  
738  
739  
740  
741  
742  
743  
744  
745  
746  
747  
748  
749  
750  
751  
752  
753  
754  
755  
756  
757  
758  
759  
760  
761  
762  
763  
764  
765  
766  
767  
768  
769  
770  
771  
772  
773  
774  
775  
776  
777  
778  
779  
780  
781  
782  
783  
784  
785  
786  
787  
788  
789  
790  
791  
792  
793  
794  
795  
796  
797  
798  
799  
800  
801  
802  
803  
804  
805  
806  
807  
808  
809  
810  
811  
812  
813  
814  
815  
816  
817  
818  
819  
820  
821  
822  
823  
824  
825  
826  
827  
828  
829  
830  
831  
832  
833  
834  
835  
836  
837  
838  
839  
840  
841  
842  
843  
844  
845  
846  
847  
848  
849  
850  
851  
852  
853  
854  
855  
856  
857  
858  
859  
860  
861  
862  
863  
864  
865  
866  
867  
868  
869  
870  
871  
872  
873  
874  
875  
876  
877  
878  
879  
880  
881  
882  
883  
884  
885  
886  
887  
888  
889  
890  
891  
892  
893  
894  
895  
896  
897  
898  
899  
900  
901  
902  
903  
904  
905  
906  
907  
908  
909  
910  
911  
912  
913  
914  
915  
916  
917  
918  
919  
920  
921  
922  
923  
924  
925  
926  
927  
928  
929  
930  
931  
932  
933  
934  
935  
936  
937  
938  
939  
940  
941  
942  
943  
944  
945  
946  
947  
948  
949  
950  
951  
952  
953  
954  
955  
956  
957  
958  
959  
960  
961  
962  
963  
964  
965  
966  
967  
968  
969  
970  
971  
972  
973  
974  
975  
976  
977  
978  
979  
980  
981  
982  
983  
984  
985  
986  
987  
988  
989  
990  
991  
992  
993  
994  
995  
996  
997  
998  
999  
1000

Whichever journey customers choose, managers of multichannel retailers should find ways to avoid ‘cross-channel free-riding’ behaviour, which means that customers do not just switch channel, but also retailer. It might be necessary to install switching barriers. For instance, customers might find it tedious when they need to provide their information again or laborious when they have to repeat their concerns when they switch between retailers.

In addition, multichannel fashion retailers should analyse their customer base by means of the four multichannel customer types proposed by this paper, namely (1) smart, (2) phlegmatic, (3) hedonist, and (4) connoisseur shoppers. **Based on the target customers, retailers should mainly leverage on discount prices to attract smart shoppers. Retailers who aim to attract the group of phlegmatic shoppers should offer a superior sales advice and convenience with clearly-arranged stores and an easy to navigate online shop. Multichannel retailers, who target the group of connoisseur shoppers, however, should focus on an exclusive shopping experience online and offline, and retailers who want to attract hedonist**

1  
2  
3 shoppers should leverage on high fashion products with a good price and an experience-  
4 orientated, hedonic store atmosphere. Furthermore, multichannel retailers need to adjust  
5 their strategy based on the susceptibility of multichannel customers to normative or  
6 informational social influence.  
7  
8  
9

10  
11 Hence, there is no 'one-size-fits-all' solution, since each customer group has distinctive  
12 drivers, behavioural characteristics and perceptions regarding physical, electronic and  
13 integration quality. Thus, the fundamental question multichannel retailers should be able  
14 to answer is: 'Which specific customer type do we want to target?' in order to be able to  
15 set up an effective and successful strategy.  
16  
17  
18  
19

## 20 21 **8. Limitations and Future research**

22  
23 Our findings should be considered in terms of the research design adopted, which also  
24 underlines several research opportunities for interpretations. The current work adopted a  
25 qualitative research paradigm utilising an abductive approach and an embedded case study  
26 research strategy. The social constructivist stance justified the researcher's case study  
27 approach (Annansingh & Howell, 2016). Our empirical study depends on the careful  
28 selection of information-rich interview participants and the application of triangulation  
29 ensure to rigour. Therefore, the paper can theoretically generalise multichannel service  
30 quality in fashion retailing. The qualitative research approach of this paper was helpful to  
31 conceptualise multichannel service quality and to develop a coherent model. **Our study has  
32 some limitations. It has a single-country focus. Although, we have theoretically discussed  
33 the mechanism of service quality and multichannel fashion retailing from different  
34 perspectives, we do not empirically compare two or more countries to understand the  
35 dynamics of customer perceptions in the multichannel settings.** Even though the literature  
36 suggests that customer perceptions are the predominant viewpoints for service quality,  
37 longitudinal ethnographic studies could offer further opportunities to provide rich  
38 descriptions of the four customer types. **Another limitation is that we do not empirically  
39 examine how different genders perceive service quality and multichannel fashion retailing.  
40 It would be interesting to quantitatively study how genders perceive service quality and  
41 multichannel fashion retailing. Altogether, we believe that our study of the relationship  
42 between service quality perceptions and multichannel fashion retailing through social  
43 influence lens is a fruitful way to understand the complex engagement of interests in the**  
44  
45  
46  
47  
48  
49  
50  
51  
52  
53  
54  
55  
56  
57  
58  
59  
60

1  
2  
3  
4  
5  
6  
7  
8  
9  
10  
11  
12  
13  
14  
15  
16  
17  
18  
19  
20  
21  
22  
23  
24  
25  
26  
27  
28  
29  
30  
31  
32  
33  
34  
35  
36  
37  
38  
39  
40  
41  
42  
43  
44  
45  
46  
47  
48  
49  
50  
51  
52  
53  
54  
55  
56  
57  
58  
59  
60

emerging computer-mediated marketing environments, although future research could continue to examine how the four customer types apply to different countries.

Information Technology & People

## References

- Agatz, N., Fleischmann, M., & Van Nunen, J. (2008). E-fulfilment and multichannel distribution- a review. *European Journal of Operational Research*, 187, 339-356.
- Ailawadi, K. L., & Farris, P. (2017). Managing multi- and omni-channel distribution: metrics and research directions. *Journal of Retailing*, 93(1), 120-135.
- Akter, S., Hossain, M., Lu, S., Aditya, S., Hossain, T., & Kattiyapornpong, U. (2018). Does service quality perception in omnichannel retailing matter? A systematic review and agenda for future research. In W. Piotrowicz & R. Cuthbertson (Eds.), *Exploring Omnichannel Retailing*. Berlin: Springer.
- Annansingh, F., & Howell, K. E. (2016). Using phenomenological constructivism (PC) to discuss a mixed method approach in information system research. *The Electronic Journal of Business Research*, 14(1), 39-49.
- Aricat, R. (2015). Is the study of mobile phones old wine in a new bottle? A polemic on communication-based acculturation research. *Information Technology & People*, 28(4), 806-824.
- Avery, J., Steenburgh, T., Deighton, J., & Caravella, M. (2012). Adding bricks to clicks: Predicting the patterns of cross-channel elasticities over time. *Journal of Marketing*, 76, 96-111.
- Azemi, Y. (2016). *Developing a new construct for on-line failure and recovery strategies in the Kosovan banking sector*. (PhD thesis), Cardiff Metropolitan University.
- Banerjee, M. (2014). Misalignment and its influence on integration quality in multichannel services. *Journal of Service Research*, 17(4), 460-474.
- Barlow, H. (1990). Conditions for versatile learning, Helmholtz's unconscious inference, and the task of perception. *Vision Research*, 30(11), 1561-1571.
- Beck, N., & Rygl, D. (2015). Categorization of multiple channel retailing in multi-, cross-, and omni-channel for retailers and retailing. *Journal of Retailing and Consumer Services*, 27, 170-178.
- Berman, B., & Thelen, S. (2018). Planning and implementing an effective omnichannel marketing program. *International Journal of Retail & Distribution Management*, 46(7), 598-614.
- Blázquez, M. (2014). Fashion shopping in multichannel retail: the role of technology in enhancing the customer experience. *International Journal of Electronic Commerce*, 18(4), 97-116.
- Boyatzis, R. (1998). *Transforming qualitative information*. Thousand Oaks: Sage.
- Braun, V., & Clarke, V. (2006). Using thematic analysis in psychology. *Qualitative research in psychology*, 3, 77-101.
- Carr, C. (2007). The FAIRSERV model: consumer reactions to services based on a multidimensional evaluation of service fairness. *Decision Science*, 38(1), 107-130.
- Carrillat, F. A., Jaramillo, F., & Mulki, J. P. (2009). Examining the impact of service quality: a meta-analysis of empirical evidence. *Journal of Marketing Theory and Practice*, 17(2), 95-110.
- Colaizzi, P. F. (1978). Psychological Research as the Phenomologist Views. In R. S. Valle & K. Mark (Eds.), *Existential Phenomenological Alternatives for Psychology* (pp. 48-71). New York: Oxford University Press.
- Cronin, J., & Taylor, S. (1992). Measuring service quality: a reexamination and extension. *Journal of Marketing*, 56, 55-68.
- Crotty, M. (1998). *The foundations of social research*. London: Sage.
- Dabholkar, P., Thorpe, D., & Rentz, J. (1996). A measure of service quality for retail stores: scale development and validation. *Journal of the Academy of Marketing Science*, 24(1), 3-16.
- Denzin, N. (1989). *The research act* (Vol. 3). Upper Saddle River: Prentice Hall.
- Deutsch, M., & Gerard, H. (1955). A study of normative and informational social influence upon individual judgment. *Journal of Abnormal and Social Psychology*, 51, 629-636.
- Dholakia, U, Bagozzi, R and L Pearo L (2004), "A Social Influence Model of Consumer Participation in Network- and Small-Group-Based Virtual Communities," *International Journal of Research in Marketing*, 21 (3),241-63.



- 1  
2  
3 Eisenhardt, K. (2007). Theory building from cases: opportunities and challenges. *Academy of*  
4 *Management Journal*, 50(1), 25-32.
- 5 Festinger, L. (1957). *A theory of cognitive dissonance*. New York: Harper & Row.
- 6 Frasquet, M., Ieva, M., & Ziliani, C. (2019). Understanding complaint channel usage in multichannel  
7 retailing. *Journal of Retailing & Consumer Services*, 47, 94-103.
- 8 Frasquet, M., & Miquel, M.-J. (2017). Do channel integration efforts pay-off in terms of online and  
9 offline customer loyalty? *International Journal of Retail & Distribution Management*, 45(7),  
10 859-873.
- 11  
12 Gensler, S., Neslin, S. A., & Verhoef, P. C. (2017). The showrooming phenomenon. *Journal of*  
13 *Interactive Marketing*, 38, 29-43.
- 14 Golafshani, N. (2003). Understanding reliability and validity in qualitative research. *The Qualitative*  
15 *Report*, 8, 597-607.
- 16 Grönroos, C. (1984). A service quality model and its marketing implications. *European Journal of*  
17 *Marketing*, 18(4), 36-44.
- 18 Grönroos, C. (1995). Relationship marketing: the strategy continuum. *Journal of the Academy of*  
19 *Marketing Science*, 23(4), 253.
- 20 Guesalaga, R., & Pitta, D. (2014). The importance and formalization of service quality dimensions.  
21 *Journal of Consumer Marketing*, 31(2), 145-151.
- 22 Heinemann, G. (2019). *Handel mit Mehrwert*. Wiesbaden: Springer Gabler.
- 23 Heitz-Spahn, S. (2013). Cross-channel free-riding consumer behavior in a multichannel environment:  
24 an investigation of shopping motives, sociodemographics and product categories. *Journal of*  
25 *Retailing and Consumer Services*, 20, 570-578.
- 26 Helmholtz, H. v. (1925). *Treatise on physiological optics*. Washington: Optical Society of America.
- 27 Hofstede, G. (1993). Cultural constraints in management theories. *Academy of Management*  
28 *Executive*, 7(1), 81-94.
- 29 Holstein, J., & Gubrium, J. (2007). *Handbook of constructionist research*. New York, NY: The Guilford  
30 Press.
- 31 Howell, K. E. (2013). *An introduction to the philosophy of methodology*. London: Sage.
- 32 Hsieh, J., & Tseng, C. (2018). Exploring social influence on hedonic buying of digital goods- online  
33 games' virtual items. *Journal of Electronic Commerce Research*, 19(2), 164-185.
- 34 Huan, L., Lobschat, L., & Verhoef, P. (2019). Multichannel retailing: a review and research agenda.  
35 *Foundations and Trends in Marketing*, 12(1), 1.
- 36 Huang, L., Lu, X., & Ba, S. (2016). An empirical study of the cross-channel effects between web and  
37 mobile shopping channels. *Information & Management*, 53, 265-278.
- 38  
39 Hwang, Y (2016) Understanding social influence theory and personal goals in e-learning, *Information*  
40 *Development*, 32 (2), 446-477
- 41 Hult, G., Tomas, M., & Zhang, Y. (2019). Antecedents and consequences of customer satisfaction: do  
42 they differ across online and offline purchases? *Journal of Retailing*, 95(1), 10-23.
- 43  
44 Jin, S. A., & Phua, J. (2014). Following celebrities' Tweets about brands: The impact of Twitter-based  
45 electronic word-of-mouth on consumers' source credibility perception, buying intention, and  
46 social identification with celebrities. *Journal of Advertising*, 43(2), 181-195.
- 47 Kallinikos, J. (2005). The order of technology: complexity and control in a connected world.  
48 *Information and Organization*, 15(3), 185-202.
- 49 Kaplan, M., & Miller, C. (1987). Group decision making and normative versus informational  
50 influence: effects of type of issue and assigned decision rule. *Journal of Personality and*  
51 *Social Psychology*, 53(2), 306-313.
- 52 Kelman, H. (1958). Compliance, identification, and internalization: three processes of attitude  
53 change. *Journal of Conflict Resolution*, 2(1), 51-60.
- 54  
55  
56  
57  
58  
59  
60



- 1  
2  
3 Kim, J., & Hahn, K. (2015). The effects of self-monitoring tendency on young adult consumers' mobile  
4 dependency. *Computers in Human Behavior, 50*, 169-176.
- 5 Kim, S., & Stoel, L. (2004). Apparel retailers: website quality dimensions and satisfaction. *Journal of*  
6 *Retailing and Consumer Services, 11*, 109-117.
- 7 Kuan, K., Zhong, Y., & Chau, P. (2014). Informational and normative social influence in group-buying:  
8 evidence from self-reported and Eeg Data. *Journal of Management Information Systems,*  
9 *30(4)*, 151-178.
- 10 Kumar, V. (2010). A customer lifetime value-based approach to marketing in the multichannel,  
11 multimedia retailing environment. *Journal of Interactive Marketing, 24(2)*, 71-85.
- 12 Kushwaha, T., & Shankar, V. (2013). Are multichannel customers really more valuable? The  
13 moderating role of product category characteristics. *Journal of Marketing, 77(4)*, 67-102.
- 14 Li, C. (2013). Persuasive messages on information system acceptance: a theoretical extension of  
15 elaboration likelihood model and social influence theory. *Computers in Human Behavior, 29,*  
16 *264-275.*
- 17 Liu, H., Lobschat, L., & Verhoef, P. (2018). Multichannel retailing: a review and research agenda.  
18 *Foundations and Trends in Marketing, 12(1)*, 1-79.
- 19 Loiacono, E., Watson, R., & Goodhue, D. (2002). WEBQUAL: a measure of website quality. *Journal of*  
20 *Marketing, 60*, 432-438.
- 21 Mantrala, M., Levy, M., Kahn, B., Fox, E., Gaidarev, P., Dankworth, B., & Shah, D. (2009). Why is  
22 assortment planning so difficult for retailers? A framework and research agenda. *Journal of*  
23 *Retailing, 85(1)*, 71-83.
- 24 Martinez, J., & Martinez, L. (2010). Some insights on conceptualizing and measuring service quality.  
25 *Journal of Retailing and Consumer Services, 17*, 29-42.
- 26 Maxwell, J. (2013). *Qualitative Research Design: an Interactive Approach* (Vol. 3). Thousand Oaks:  
27 Sage.
- 28 Merleau-Ponty, M. (1962). *Phenomenology of perception*. London: Routledge & Kegan Paul.
- 29 Neslin, S., & Shankar, V. (2009). Key issues in multichannel customer management: current  
30 knowledge and future directions. *Journal of Interactive Marketing, 23*, 70-82.
- 31 Oliver, R. L. (1980). A cognitive model of the antecedents and consequences of satisfaction decisions.  
32 *Journal of Marketing Research, 17*, 460-469.
- 33 Ozuem, W., Howell, K. E., & Lancaster, G. (2008). Communicating in the new interactive  
34 marketplace. *European Journal of Marketing, 42(9/10)*, 1059-1083.
- 35 Ozuem, W., Thomas, T., & Lancaster, G. (2016). The influence of customer loyalty on small island  
36 economies: an empirical and exploratory study. *Journal of Strategic Marketing, 24(6)*, 447-  
37 469.
- 38 Pantano, E., & Constantinos-Vasilios, P. (2016). The effect of mobile retailing on consumers'  
39 purchasing experience: a dynamic perspective. *Computers in Human Behavior, 61*, 548-555.
- 40 Pantano, E., & Viassone, M. (2015). Engaging consumers on new integrated multichannel retail  
41 settings: challenges for retailers. *Journal of Retailing and Consumer Services, 25*, 106-114.
- 42 Parasuraman, A., Zeithaml, V., & Berry, L. (1985). A conceptual model of service quality and its  
43 implications for future research. *Journal of Marketing, 49*, 41-50.
- 44 Parasuraman, A., Zeithaml, V., & Berry, L. (1988). SERVQUAL: a multiple-item scale for measuring  
45 consumer perceptions of service quality. *Journal of Retailing, 64(1)*, 12-40.
- 46 Parasuraman, A., Zeithaml, V., & Berry, L. (1994). Reassessment of expectations as a comparison  
47 standard in measuring service quality: implications for further research. *Journal of*  
48 *Marketing, 58*, 111-124.
- 49 Parasuraman, A., Zeithaml, V., & Malhorta, A. (2005). E-S-QUAL: a multiple-item scale for assessing  
50 electronic service quality. *Journal of Service Research, 7(3)*, 213-233.
- 51 Patten, E. (2017). *Conceptualizing Service Quality in Multichannel Fashion Retailing*. (PhD), University  
52 of Gloucestershire, Cheltenham.
- 53  
54  
55  
56  
57  
58  
59  
60

- 1  
2  
3 Patten, E., & Ozuem, W. (2017). *The notion of omni-channel retailing in the fashion industry*. Paper  
4 presented at the Global Business and Technology Association-Conference, Vienna.
- 5 Patton, M. (1990). *Qualitative Evaluation and Research Methods*. Beverly Hills: Sage.
- 6 Piotrowicz, W., & Cuthbertson, R. (2014). Introduction to the special issue: information technology in  
7 retail: toward omnichannel retailing. *International Journal of Electronic Commerce*, 18(4), 5-  
8 16.
- 9  
10 Pozzebon, M., Douglas, J. M., & Ames, D. (2016). Spouses' experience of living with a partner  
11 diagnosed with a dementia: a synthesis of the qualitative research. *International*  
12 *Psychogeriatrics*, 1(4), 1-20.
- 13 Radomir, L., Plaias, I., & Nistor, V. (2012). *A review of the service quality concept- past, present and*  
14 *perspectives*. Paper presented at the International Conference "Marketing- from information  
15 to decision", Cluj-Napoca.
- 16 Rafiq, M., Lu, X., & Fulford, H. (2012). Measuring Internet retail service quality using E-S-QUAL.  
17 *Journal of Marketing Management*, 28, 1159-1173.
- 18 Reinartz, W., Wiegand, N., & Imschloss, M. (2019). *The impact of digital transformation on the*  
19 *retailing value chain*. *International Journal of Research in Marketing*.
- 20 Retailresearch.org. (2016). Online retailing: Britain, Europe, US and Canada 2016. Retrieved from  
21 <http://www.retailresearch.org/onlineretailing.php>
- 22  
23 Reychav, I., Inbar, O., Simon, T., McHaney, R., & Zhu, L. (2019). Emotion in enterprise social media  
24 systems. *Information Technology & People*, 32(1), 18-46.
- 25 Reynolds, K. E., & Beatty, S. E. (1999). A relationship customer typology. *Journal of Retailing*, 75, 509-  
26 523.
- 27 Rezaei, S., & Valaei, N. (2017). Branding in a multichannel retail environment: online stores vs app  
28 stores and the effect of product type. *Information Technology & People*, 30(4), 853-886.
- 29 Robson, C. (2007). *Real World Research* (Vol. 2). Chichester: Blackwell.
- 30 Roworth-Stokes, S. (2006). *Research design in design research: a practical framework to develop*  
31 *theory from case studies*. Paper presented at the International Conference of Design  
32 Research, London.
- 33 Saghiri, S., Wilding, R., Mena, C., & Bourlakis, M. (2017). Toward a three-dimensional framework for  
34 omni-channel. *Journal of Business Research*, 77, 53-67.
- 35 Schembri, S., & Sandberg, J. (2003). *Understanding service quality through experience: unveiling the*  
36 *consumers' perspective*. Paper presented at the International Critical Management Studies  
37 Conference, Lancaster University.
- 38 Schwartz, S. H., & Bilsky, W. (1987). Toward a universal psychological structure of human values.  
39 *Journal of Personality and Social Psychology*, 53(3), 550-562.
- 40 Seck, A., & Philippe, J. (2013). Service encounter in multi-channel distribution context: virtual and  
41 face-to-face interactions and consumer satisfaction. *The Service Industries Journal*, 33(6),  
42 565-579.
- 43 Seth, N., Deshmukh, S. G., & Vrat, P. (2005). Service quality models: a review. *International Journal of*  
44 *Quality & Reliability Management*, 22(9), 913-949.
- 45 Sherif, M., & Hovland, C. I. (1961). *Social judgment: assimilation and contrast effects in*  
46 *communication and attitude change*. *Yale University Press*.
- 47 Shostack, G. (1977). Breaking free from product marketing. *Journal of Marketing*, 41(2), 73-80.
- 48 Shostack, G. (1982). How to design a service. *European Journal of Marketing*, 16(1), 49-63.
- 49 Sousa, R., & Amorim, M. (2018). Architectures for multichannel front-office service delivery models.  
50 *International Journal of Operations & Production Management*, 38(3), 828-851.
- 51 Sousa, R., & Voss, C. (2006). Service quality in multichannel services employing virtual channels.  
52 *Journal of Service Research*, 8(4), 356-371.
- 53 Stake, R. (1978). The case study method in social inquiry. *Educational Researcher*, 7, 5-8.
- 54 Stake, R. (2000). Case studies. In N. Denzin & Y. Lincoln (Eds.), *Handbook of Qualitative Research*  
55 (Vol. 2, pp. 435-454). Thousand Oaks: Sage.
- 56  
57  
58  
59  
60

- 1  
2  
3 Stone, G. (1954). City shoppers and urban identifications. Observation on the psychology of city life.  
4 *American Journal of Sociology*, 60, 36-45.
- 5 Swaid, S., & Wigand, R. (2012). The effective of perceived site-to-store service quality on perceived  
6 value and loyalty intentions in multichannel retailing. *International Journal of Management*,  
7 29(3), 301-313.
- 8 Tshin, E. Y. H., Tanakinjal, G. H., & Sondoh Jr., S. L. (2014). The key dimensions of online service  
9 quality: a study of consumer perceptions. *IUP Journal of Marketing Management*, 13, 7-18.
- 10 Tucker, W. (1965). Max Weber's 'Verstehen'. *The Sociological Quarterly*, 6(2), 157-165.
- 11 Van Birgelen, M., De Jong, A., & Ruyter, K. (2006). Multi-channel service retailing: the effects of  
12 channel performance satisfaction on behavioral intentions. *Journal of Retailing*, 82(4), 367-  
13 377.
- 14 Verhoef, P., Kannan, P. K., & Inman, J. J. (2015). From multi-channel retailing to omni-channel  
15 retailing: introduction to the special issue on multi-channel retailing. *Journal of Retailing*,  
16 91(2), 174-181.
- 17 Verhoef, P., Neslin, S., & Vroomen, B. (2007). Multichannel Customer Management: understanding  
18 the Research Shopper Phenomenon. *International Journal of Research in Marketing*, 24(2),  
19 129-148.
- 20 Wang, X., Yu, C., & Wei, Y. (2012). Social media peer communication and impacts on purchase  
21 intentions: a consumer socialization framework. *Journal of Interactive Marketing*, 26, 198-  
22 208.
- 23 Westbrook, R. A., & Black, W. C. (1985). A motivation-based shopper typology. *Journal of Retailing*,  
24 61(1), 78-103.
- 25 Wolfinger, M., & Gilly, M. (2003). eTailQ: dimensionalizing, measuring and predicting etail quality.  
26 *Journal of Retailing*, 79, 183-198.
- 27 Wolk, A., & Ebling, C. (2010). Multichannel price differentiation: an empirical investigation of  
28 existence and causes. *International Journal of Research in Marketing*, 27, 142-150.
- 29 <http://www.statista.com>. (2016). Größte Volkswirtschaften.
- 30 Xing, Y., Grant, D., McKinnon, A., & Fernie, J. (2010). Physical distribution service quality in online  
31 retailing. *International Journal of Physical Distribution and Logistics Management*, 40(5),  
32 415-432.
- 33 Yang, S., Lu, Y., Zhao, L., & Gupta, S. (2011). Empirical investigation of customers' channel extension  
34 behavior: perceptions shift toward the online channel. *Computers in Human Behavior*, 27,  
35 1688-1696.
- 36 Zeithaml, V. (1988). Consumer perceptions of price, quality, and value: a means-end model and  
37 synthesis of evidence. *Journal of Marketing*, 52, 2-22.
- 38 Zeithaml, V., Parasuraman, A., & Berry, L. (1985). Problems and strategies in services marketing.  
39 *Journal of Marketing*, 49, 33-46.
- 40 Zeithaml, V., Parasuraman, A., & Malhotra, A. (2002). Service quality delivery through web sites: a  
41 critical review of extant knowledge. *Journal of the Academic Marketing Science*, 30(4), 362-  
42 375.
- 43 Zhang, J., Farris, P., Irvin, J., Kushwaha, T., Steenburgh, T., & Weitz, B. (2010). Crafting integrated  
44 multichannel retailing strategies. *Journal of Interactive Marketing*, 24, 168-180.
- 45  
46  
47  
48  
49  
50  
51  
52  
53  
54  
55  
56  
57  
58  
59  
60

1  
2  
3  
4  
5  
6  
7  
8  
9  
10  
11  
12  
13  
14  
15  
16  
17  
18  
19  
20  
21  
22  
23  
24  
25  
26  
27  
28  
29  
30  
31  
32  
33  
34  
35  
36  
37  
38  
39  
40  
41  
42  
43  
44  
45  
46  
47  
48  
49  
50  
51  
52  
53  
54  
55  
56  
57  
58  
59  
60

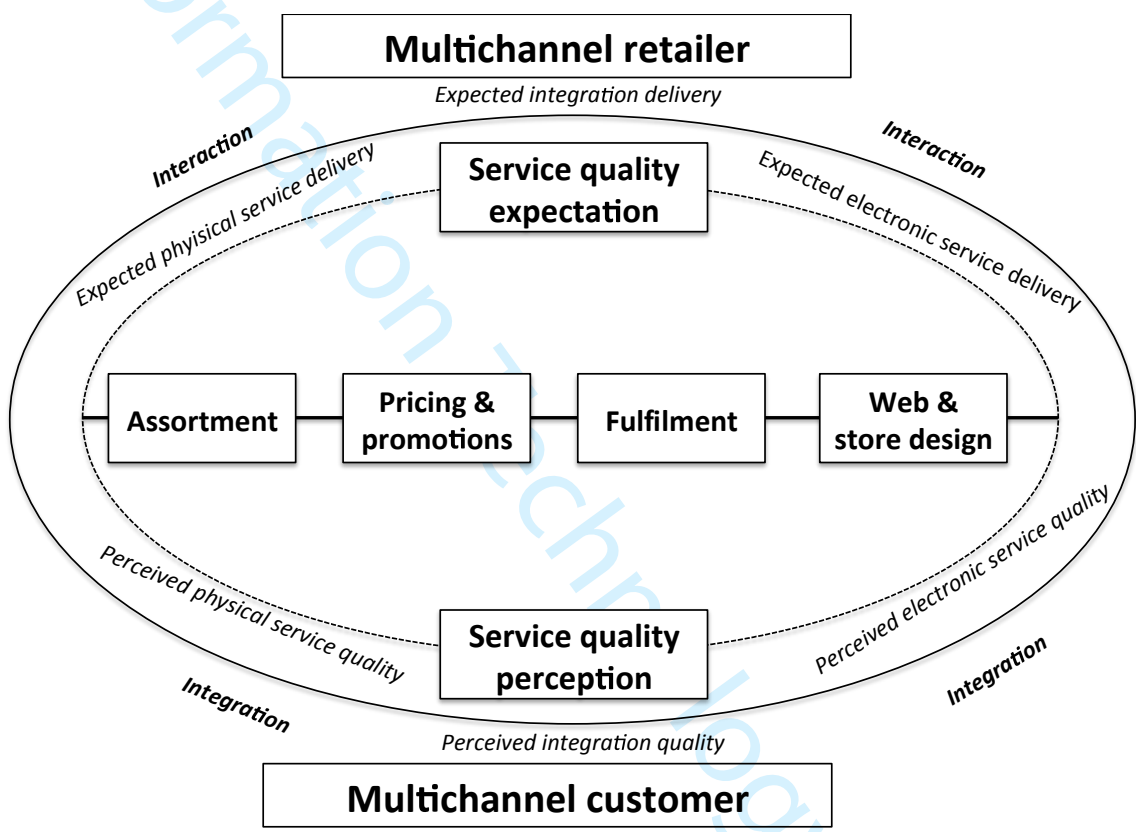


Figure 1: Integrated service quality system

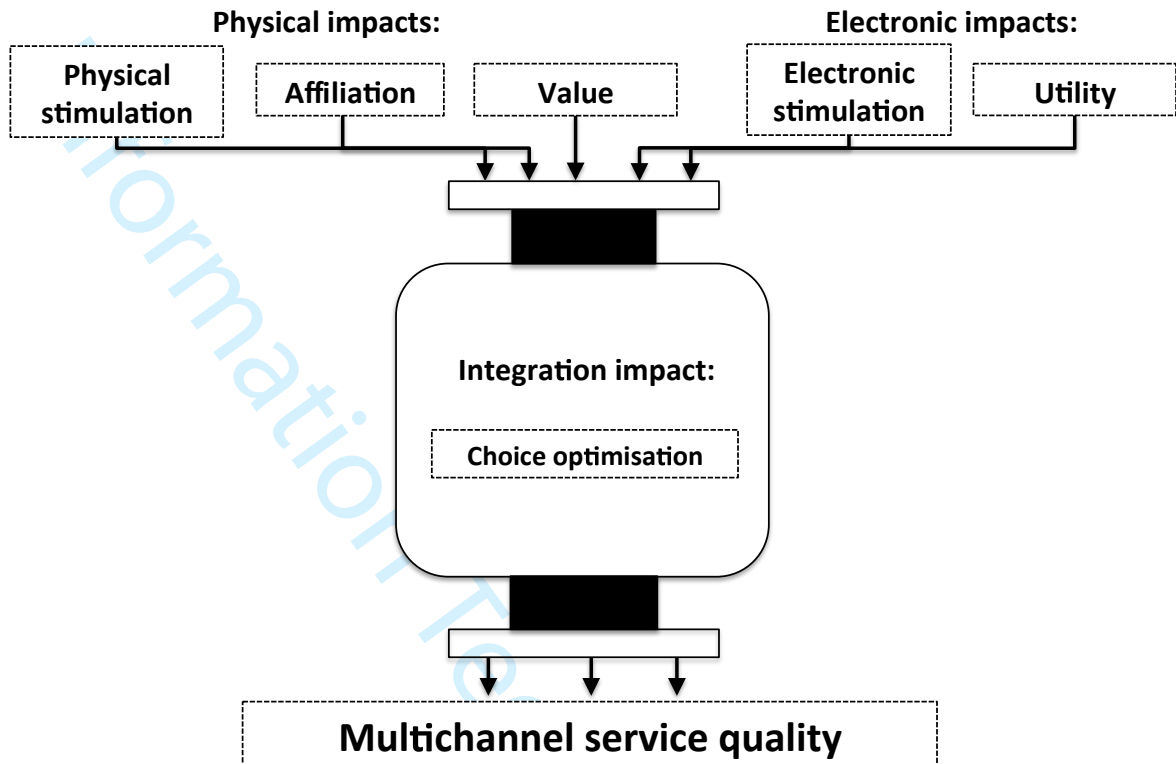


Figure 2: Integration quality as catalyst of multichannel service quality

1  
2  
3  
4  
5  
6  
7  
8  
9  
10  
11  
12  
13  
14  
15  
16  
17  
18  
19  
20  
21  
22  
23  
24  
25  
26  
27  
28  
29  
30  
31  
32  
33  
34  
35  
36  
37  
38  
39  
40  
41  
42  
43  
44  
45  
46  
47  
48  
49  
50  
51  
52  
53  
54  
55  
56  
57  
58  
59  
60

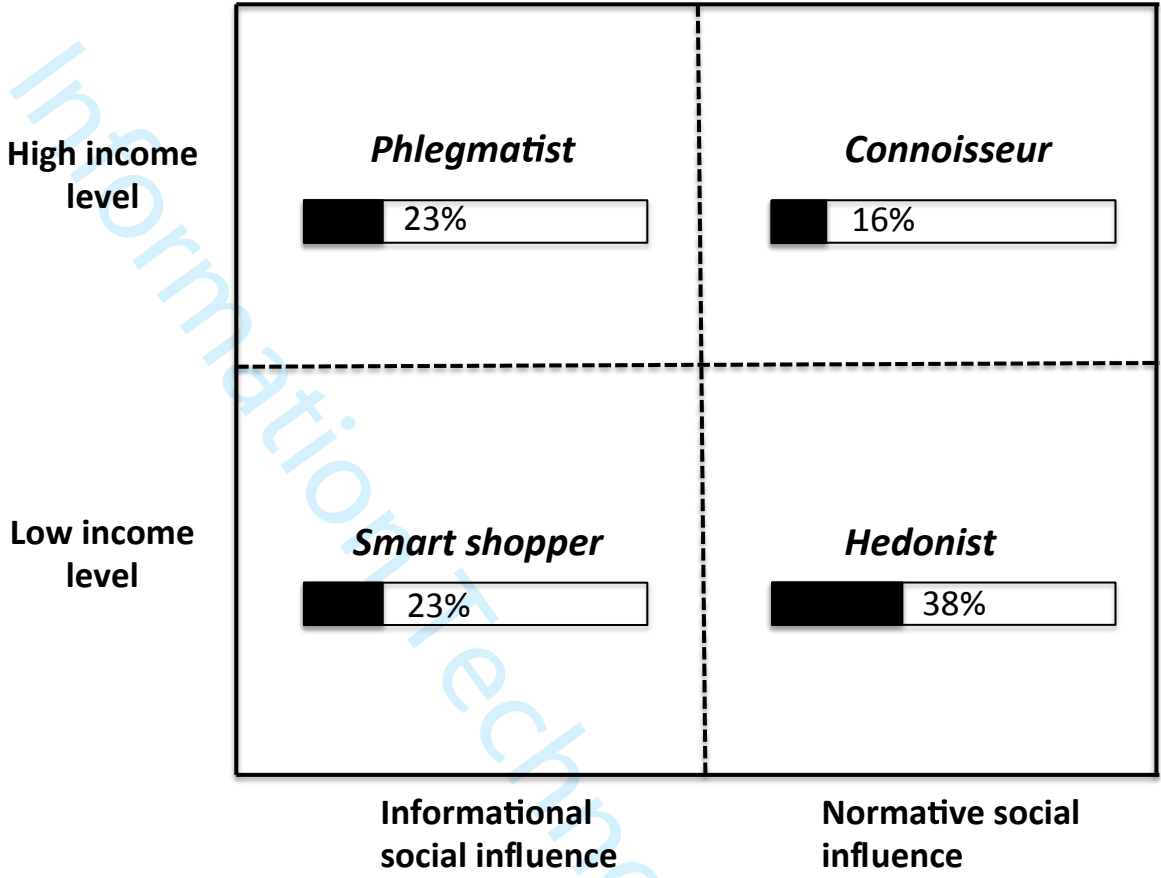


Figure 3: Customer typology matrix

1  
2  
3 Dear Reviewers,  
4

5 We would like to express our sincere gratitude to you for reviewing our manuscript  
6 entitled '*Service quality in multichannel fashion retailing: an exploratory study*'.  
7 We greatly appreciate your valuable recommendations. The attached appendix  
8 includes an explanation of the responses we have provided.  
9  
10

11  
12  
13 We hope that our manuscript now meets the quality required for publication.  
14  
15

16  
17 Sincerely,  
18

19 Authors of the paper '*Service quality in multichannel fashion retailing: an*  
20 *exploratory study*'  
21  
22  
23  
24  
25  
26  
27  
28  
29  
30  
31  
32  
33  
34  
35  
36  
37  
38  
39  
40  
41  
42  
43  
44  
45  
46  
47  
48  
49  
50  
51  
52  
53  
54  
55  
56  
57  
58  
59  
60



1  
2  
3  
4  
5 **NOTE: The appendix does not include the authors' full response provided in the manuscript. Instead, it gives a brief explanation of our**  
6 **response and the location of the full response in the manuscript.**  
7  
8

9  
10 **REVIEWER 1:**  
11

12  
13 **Reviewer's comment: 1) Although authors classified the multi-channel customers into four types according to the income level and**  
14 **social influence level, but I am wondering why these two levels can be regarded as the classification standard.**  
15

16 **Authors' response:** We appreciate the insightful and valuable comments of the reviewer. We have added a section where we further  
17 explained how we developed the four customer types.  
18

19 **Location of the response:** page 25  
20  
21

22  
23 **Reviewer's comment: 2) Moreover, I am still confused that will it be possible for some customers simultaneously have informational**  
24 **influence and normative influence? Are such two types of influence exclusive? Or can the classification be**  
25 **changed to four types, such as high (informational influence) -low (normative influence), high-high, low-high,**  
26 **low-low?**  
27

28  
29 **Authors' response:** We have further found evidence based on the interviews we conducted, that hedonist and connoisseur shoppers  
30 show a higher susceptibility to normative social influence and smart and phlegmatic shoppers show a higher  
31 susceptibility to informational social influence. We have added a section in the paper which discusses these issues.  
32

33 **Location of the response:** pages 25, 29-31, 36 -38  
34  
35  
36  
37  
38  
39  
40  
41  
42  
43  
44  
45  
46

1  
2  
3  
4  
5 **Reviewer's comment: 3)** **Authors emphasized that the contribution of this paper is the classification of multi-channel customers, which**  
6 **can help managers to develop strategies to target them. But in the practical implication, authors just**  
7 **mentioned that there is not "one-size-fit-all" solution. It might be better for authors to add more practical**  
8 **suggestions for managers about how to develop strategies for each type of customers.**

9  
10 **Authors' response:** We have added a section in the managerial implications chapter, where we have given recommendations for each  
11 of the four customer types.

12  
13 **Location of the response:** pages 37 -38

14  
15  
16  
17 **Reviewer's comment: 4)** **Where is the figure of the whole manuscript? Authors should add it in the content or the appendix.**

18  
19 **Authors' response:** The figures and tables have been added to the manuscript

20  
21 **Location of the response:** Tables (pages 14, 15, 17, 19, 20, 31 -34); Figures 1 -3 are located in the appendice

22  
23  
24  
25 **REVIEWER 2:**

26  
27 **Reviewer's comment: 1)** **The paper studies the problem about multichannel service quality by explaining it from the perspective of the**  
28 **so-called 'multichannel customers', and this can complement the current research about service quality.**  
29 **However, the paper doesn't show clearly research background. Why does this paper study these three**  
30 **questions? It would be better to add some specific explanations. in additional, why are all three research**  
31 **questions relative with Germany?**

32  
33  
34  
35 **Authors' response:** We appreciate the valuable comments of the reviewer. We've added a section in the introductory chapter and  
36 further explained why we have studied the given three research questions. We have provided further contextual  
37  
38  
39  
40  
41  
42  
43  
44  
45  
46

1  
2  
3  
4  
5 discussions on why Germany was chosen for the study (see pages 2 -3). We have also acknowledged the  
6 limitations of a single country focus and pointed to some future research directions.  
7

8  
9  
10 **Location of the response:** pages 2 -3 and 36-38  
11

12  
13  
14 **Reviewer's comment: 2)** **Authors use the social influence theory as the theoretical support for this study. It might be better for authors**  
15 **to give more explanation about how the social impact theory combines with the service quality research in**  
16 **this paper. In addition, we suggest to increase the number of people, age, gender and other key basic**  
17 **information in the interview.**  
18

19  
20  
21 **Authors' response:**

22 In order to address the reviewer's valuable comments we have further elaborated the link between the  
23 service quality research of our study and social influence theory (see page 10). In addition, we have  
24 conducted additional interviews and added a table, where further information about interview and focus  
25 group participants is provided. Through theoretical sampling we incorporated the theory into the data  
26 collection process and analysis as well as research methods (interviews and focus groups), which provide  
27 analysis through non-participatory and participatory observations. Interviews allow the interrogation of  
28 personal accounts (biographical and historical data) and opportunities for individual narratives. Focus  
29 groups further explore and analyse data gathered through the interviews and facilitate opportunities for  
30 both participatory and non-participatory observations. A constructivist approach as such provides thick  
31 data and in-depth comprehension of the phenomenon under analysis.  
32

33  
34  
35  
36 **Location of the response:** pages 10, 12, 13, 25, 36 -38  
37  
38  
39  
40  
41  
42  
43  
44  
45  
46

1  
2  
3  
4  
5 **Reviewer's comment: 3) The topic of this paper focuses the fashion retail management, so it might be better for authors to focus on**  
6 **fashion retail industry in the conclusion.**  
7

8  
9  
10 **Authors' response:** We have added a section in the managerial implications chapter, where we have given recommendations for each  
11 of the four multichannel fashion customer types.  
12

13  
14  
15 **Location of the response:** pages 36 -38  
16  
17  
18  
19  
20  
21  
22  
23  
24  
25  
26  
27  
28  
29  
30  
31  
32  
33  
34  
35  
36  
37  
38  
39  
40  
41  
42  
43  
44  
45  
46