

Ditchburn, Jae-Llane ORCID: <https://orcid.org/0000-0002-7499-6790> and Carballeira, Carlos Brais (2019) Versatility of the humble seaweed in biomanufacturing. *Procedia Manufacturing*, 32 . pp. 87-94.

Downloaded from: <https://insight.cumbria.ac.uk/id/eprint/4118/>

Usage of any items from the University of Cumbria's institutional repository 'Insight' must conform to the following fair usage guidelines.

Any item and its associated metadata held in the University of Cumbria's institutional repository Insight (unless stated otherwise on the metadata record) may be copied, displayed or performed, and stored in line with the JISC fair dealing guidelines (available [here](#)) for educational and not-for-profit activities

provided that

- the authors, title and full bibliographic details of the item are cited clearly when any part of the work is referred to verbally or in the written form
- a hyperlink/URL to the original Insight record of that item is included in any citations of the work
- the content is not changed in any way
- all files required for usage of the item are kept together with the main item file.

You may not

- sell any part of an item
- refer to any part of an item without citation
- amend any item or contextualise it in a way that will impugn the creator's reputation
- remove or alter the copyright statement on an item.

The full policy can be found [here](#).

Alternatively contact the University of Cumbria Repository Editor by emailing insight@cumbria.ac.uk.

The 12th International Conference Interdisciplinarity in Engineering

Versatility of the Humble Seaweed in Biomanufacturing

Jae-Llane Ditchburn^{a,*}, Carlos Brais Carballeira^b

^aDepartment of Science, Natural Resources and Outdoor Studies, University of Cumbria, Fusehill Street, Carlisle, Cumbria, CA1 2HH, UK

^bSchool of Marine Science, Pontificia Universidad Católica de Valparaíso, Altamirano 1480, 2340000, Valparaíso, Chile

Abstract

Seaweeds are important marine organisms that have diverse biological characteristics. Seaweed is traditional food in Japanese and East Asian cultures and is used in the production of fertilizers and applications in the cosmetic industry. Recently, the contributions of seaweed to biomanufacturing have increased due to technological advances and its environmentally friendly products. Moreover, the unique properties of seaweed include the ability to form and control intracellular opalescence. The increasing importance of sustainability in industrial processes drives society to use seaweed as a model organism in biomanufacturing. Nevertheless, further understanding of seaweed biology, culture and scaling-up methods is required. The objective of this study is to emphasize the multiple uses of seaweed which may be beneficial and environmentally friendly.

© 2019 The Authors. Published by Elsevier Ltd.

This is an open access article under the CC BY-NC-ND license (<https://creativecommons.org/licenses/by-nc-nd/4.0/>)

Selection and peer-review under responsibility of the 12th International Conference Interdisciplinarity in Engineering.

Keywords: Eco-friendly; biodegradable; anticancer; antimicrobial; biopolymers; agar; alginate

1. Introduction

Seaweed is a popular biological resource that is extensively produced in biomanufacturing [1], [2]. Seaweed refers to macroscopic, multicellular marine sea algae that are green (*Chlorophytes*), brown (*Phaeophytes*) and red (*Rhodophytes*). Seaweed cultivation represents a sustainable and preventative measure against environmental issues such as eutrophication, acidification and global warming and yet, does not compete with human land use due to the environmentally friendly nature of seaweed. Macroalgae are also fast growing and dominant photosynthetic organisms with a yield of cultivation 6 to 40 times greater than land plants. Their natural hardy characteristics offers

* Corresponding author. Tel.: +44(0)1228 634723.

E-mail address: jae-llane.ditchburn@cumbria.ac.uk

them the ability to grow in diverse environments without the need for pesticide control. An overview of seaweed applications in biomanufacturing is presented in Figure 1.

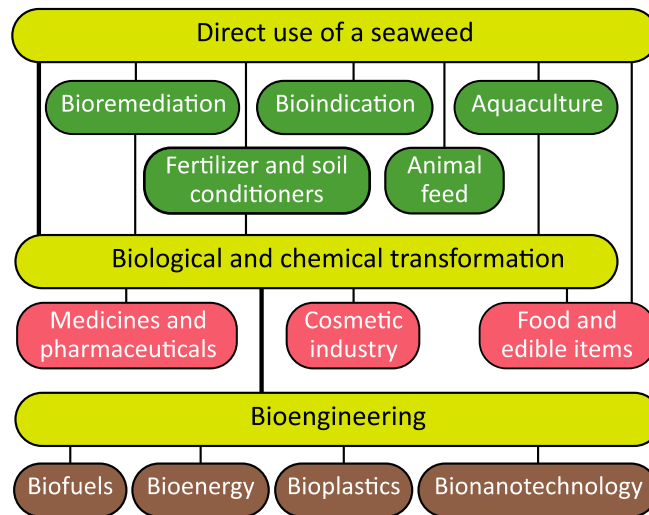


Fig. 1. Multiple uses of seaweed in biomanufacturing

2. Biological characteristics of seaweed

Seaweeds have many nutritional attributes such as protein and mineral content [3]. Several seaweeds contain polyunsaturated conjugated fatty acids [20] which have been reported to show anticarcinogenic, antiobese and hypolipidemic effects [4]. Some of these pigments include derivatives from chlorophyll, carotenoids including β -carotene, diterpenes, phycobiliproteins and xanthophylls such as fucoxanthin. Interestingly, seaweed consumption can also affect the human nervous system, but this is generally higher in brown seaweeds [5].

3. Applications of seaweed in biomanufacturing

3.1. Production of food and edibles

Commonplace in Japanese diet and other East Asian cultures, seaweed is currently recognized as a healthy food and its consumption is increasingly global demand (see Figure 2). Green algae such as *Monostroma latissimum* and *Enteromorpha prolifera* are cultivated on a commercial scale to produce green laver [1]. Polysaccharides from seaweed are used in food thickening, concoctions and for making gelatinous dishes [7]. Integration of seaweed extracts into commercial food production can reduce the use of chemical preservatives [8] and enhance the health value of food products [9].

3.2. Animal feed

Seaweed such as *Ulva lactuca*, *Ruppia maritima* and *Chaetomorpha linum* is used as animal feed for livestock [10]. Other sea-weed based animal feed are fed to pigs [11] and chicken [12], including processed seaweed supplemented to shrimp feed [13]. The inclusion of animal feed in rabbit diets however, has fared less well [14]. Outcomes of using seaweed as animal feed in terms of rabbit health and meat production remain unclear.

3.3. Fertilizer and soil conditioners

Dried and cold-pressed seaweed is used in agriculture as plant fertilizer by both foliage and soil applications [15]. When applied to soil, the polysaccharide content in seaweed acts as soil, improves aeration and soil structure in clay soils [16]. Plants treated with seaweed fertilizers have shown improved physiological effects [17]. Residues from algae processed for other purposes, such as obtaining biofuels, may also be used as fertilizer [18]

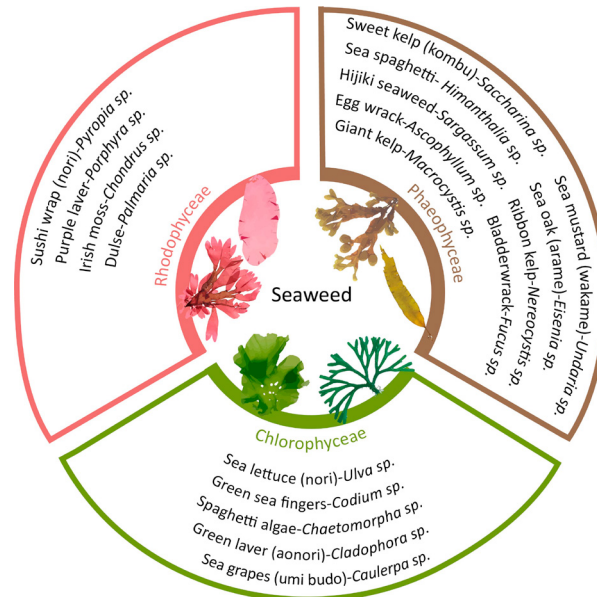


Fig. 2. Some commonly consumed seaweeds.

3.4. Aquaculture, bioremediation and bioindication

Seaweed farming supports marine biodiversity [19]. In animal cultures, the sustainability of seaweed cultivation increases when macroalgae remediates nutrient loading from wastes from animal cultures (i.e. fish, sea cucumber, mussel...) through Integrated Multitrophic Aquaculture (IMTA) [20]. Improved survival rates, immunity responses and bacterial resistance have been reported in farmed marine life [21], [22]. Extensive proliferation of seaweed called macroalgal blooms can occur because of nutrient enrichment, antagonistic changes in existing organisms, and impacts from sea hydrodynamics that favour rapid growth of the blooms [23]. Nevertheless, there are positive effects from macroalgal blooms, such as the increase of habitat complexity, provision of food to other organisms and alleviating problems related to eutrophication [24]. Seaweed resistance to microbial attack allows it to be a potential antifouling compound to be used in submerged marine structures [25]. Seaweeds can remove heavy nutrient loads in coastal waters from large-scale fish and shellfish farming [26]. Seaweed grown along coastline or through modern wastewater treatment plants (e.g. lagooning) can serve as biofilters and help in alleviating biological eutrophication [27]. The sessile characteristic, high metal uptake and ease of sampling of macroalgae such as *Ulva lactuca*, *Enteromorpha intestinalis*, *Padina gymnospora* and *Dictyota bartayresiana* makes them good bioindicators of contamination, especially at those sites where no sediment is present [27]–[29].

3.5. Medical and pharmaceutical use

Nutraceutical products made from seaweed are iodine-supplements and organic essential vitamins and minerals [30]. Halogenated sesquiterpenes from the red seaweed *Laurencia dendroidea* have larvicidal effects against the *Aedes aegypti* mosquito [31]. Laminarin from brown seaweed can stimulate the cell signaling pathway of dendritic cells during antigen-specific immune activation [32]. Sulphate polysaccharides from *Ulva fasciata* and *Agardhiella subulata* show anticoagulant properties without adverse effects to cellular metabolism [33]. Among the purported health outcomes from seaweed are enhanced immunomodulatory effects, improved gut and bone health, improved growth performance and reduced pathogen shedding in animals, and reduced risk of colon cancer, obesity and metabolic diseases in humans and inhibition of cancer growth [34]. Agar and agarose from seaweed are applied in industrial use, pharmaceuticals, separation and purification media for fine chemicals, hormones and enzymes [35]. Agar can provide constipation relief as a laxative because of its ability to stimulate bowel movement [36]. It is used in formulations for diagnostic anatomical imaging [37] and production of prosthetic dental casts [38]. Alginate is used as in chemical procedures such as producing medicinal tablets, dressings and biodegradable sutures for wounds, moulding material in industrial use and recombinant biocatalysts [39]. Although alginate was initially considered to have no nutritional value, there is evidence that it contains bioactive properties [40], [41]. Carrageenan extracted from red seaweed is used in drug delivery systems as agents for controlled drug release medications and extrusion aids for the preparation of tablets [42].

3.6. Cosmetic industry

Bioactive compounds sourced from seaweed are beneficial for dermatological functions [43]. Crude extracts from brown seaweeds *Turbularia conoides* and *Padina tetrastomatica* show high free radical scavenging and antioxidant activity compared to red seaweeds [44]. Other potential cosmetic functions are as skin-whitening and anti-wrinkle ingredients [45].

4. Bioengineering

Bioengineering integrates methods and technologies from biological principles and engineering to develop novel products, processes or solutions [46].

4.1. Biofuels

Seaweed have several advantages compared to terrestrial plants, particularly in its use as certain biofuels through biodigestion and transesterification. The advantages are a three or four-fold efficiency on photosynthesis compared to terrestrial plants, no competition for habitat, reduction in eutrophication and the environmentally friendly nature of seaweed cultivation. In fact, the bioproperties of seaweed support pretreatment and further anaerobic fermentation, thus enabling the biodigestion process to generate fuel [47]. These biodigestion processes may generate bioethanol, biobutanol, biomethanol, biodimethyleter, hydrogen sulphide, carbon dioxide, nitrogen and water [48]. *Macrocystis pirifera*, *Ulva* spp., and *Saccharina latissima* have three times the methanogenic potential of terrestrial plants [49]. The transesterification process is enabled by the high content of oils in seaweed (e.g. *Laminaria saccharina*) whereby biodiesel is produced in transesterification with alcohol and a catalyst. Recent studies found higher energy return of investment (EROI) in obtaining biofuels from seaweed compared to common land crops (e.g. corn, sugarcane) [50], [51]. Other biofuel outputs from seaweed are bio-crude and bio-chars obtained from the transformation of macroalgal biomass through recent methods such as hydrothermal liquefaction, pyrolysis and hydrothermal catalytic gasification. Researchers have reported higher energy output achieved from these methods compared to fuels generated from other anaerobic methods [52], [53]. In addition, the simple method of direct combustion of algal biomass into hot gasses for energy production may be more efficient than a coal-fired power plant especially when ash and alkali residue contents are reduced together with moisture content through different pretreatments [18].

4.2. Bioplastics

Plastics recovered from crude are expected to have similar characteristics to those obtained from primary producers and can be obtained from the same organic material that creates crude [54]. Bio-based materials are biodegradable products mainly obtained either by the direct production of polymers or by producing bio-based monomers followed by their biochemical polymerization [55]. The bioplastic may be high, medium or low density, and may be fabricated in accordance with methods commonly known in the art (e.g. injection moulding) and be the substrate of traditional synthetic polymers (e.g. nylon). However, those that originated directly from seaweed would be environmentally friendlier due to the biodegradability and renewability of biopolymers [56]. The bypass of toxicity problems associated with traditional plastics (PVC, BPA and other resins or unstable chemicals) makes bioplastics especially useful in those activities directly related with human feeding, such as food packaging and agricultural applications [57]. Due to their biocompatibility, biodegradation, non-cytotoxicity and antimicrobial properties, biopolymers from seaweed are also an excellent material for use in implantable materials, wound dressing, pill disintegrators, ligament and tendon tissue engineering, to prepare moulds in dentistry or bone fixation parts [55], [57]. Moreover, bioplastics from seaweeds are reported to be more resistant to microwave radiation, less brittle and durable [54]. Polysaccharides from seaweed are extracted for polymer manufacturing, or fermented to produce lactic acid and its polymers [58]. Biological conversions of algae-derived polysaccharides and lipids through enzyme reactions produce different types of polyester. Poly(3-hydroxybutyrate) (PHB) and Poly(3-hydroxyalkanoate) (PHA) are polyesters considered as green substitutes for conventional nonbiodegradable plastic because of their similar properties to those of polypropylene [55]. While polysaccharides from algae are mainly used for biomedical or food applications, alginate is a natural polymer from brown algae with adhesive effect that can be combined with paper to create a biodegradable natural fibre composite durable enough to make furniture [58] or with calcium fibres to create cloth material [57].

4.3. Bionanotechnology

Metal nanoparticles (NPs) may be biologically synthesized from living organisms such as bacteria, yeasts, fungi and plants and used in a wide range of areas including medicine, pharmaceutical industry and water treatment [59]. The large surface to mass ratio in nanoparticles, due to their small size, enhances their ability to adsorb and carry other compounds such as drugs, probes and protein [60]. Biological applications of metal nanoparticles include labelling, biosensors, acaricides, medical imaging, drug delivery and anti-cancer treatments [61]. Several attempts have been made to research seaweed-mediated synthesis of metal nanoparticles [62]. Seaweeds are potentially suitable for remediation because their bioactive compounds contain functional groups which can reduce the ions of aqueous metals and stabilize metal nanoparticles as capping agents [63]. Amongst some of the metal nanoparticles that have been synthesized from seaweed are silver (Ag), gold (Au), iron (Fe) and platinum (Pt) [61]. Silver nanoparticles (Ag-NPs) are known for their catalytic activity, conductivity, antidiabetic, antimicrobial, anticancer, antifungal and wound healing properties [64]. Silver nanoparticles synthesized from green seaweed *Gracilaria edulis* showed effective antidiabetic and antibacterial activity against various bacterial pathogens [65]. Iron nanoparticles (Fe-NPs) synthesized from brown seaweed *Dictyota dicotoma* increased inhibitory effect when combined with antibiotics [66]. Gold nanoparticles synthesized from the calcareous red seaweed *Corallina officinalis* showed cytotoxic effects against the human breast cancer (MCF-7) cell line [67]. Platinum nanoparticles synthesized from the brown seaweed *Padina gymnospora* showed catalytic anti-microbial, scavenging effects, haemolytic and antioxidant activities against pathogenic bacterial strains. There is also evidence of metal oxide nanoparticles synthesized from seaweed of which structural electronic geometries allows them to function in catalytic processes, electronics, magnetic storage media and solar energy conversion [68]. Although research on seaweed-derived nanoparticles has shown promising results in several biomedical and environmental functions, the exact mechanisms of the biosynthesis of nanoparticles is still not well understood [69].

5. Conclusion

Figure 3 summarises our findings on the uses of seaweed in biomanufacturing. Seaweed is a natural resource with immense potential in biomanufacturing because of the following reasons: its accelerated growth and regeneration; lesser likelihood of technical difficulties occurring from scaling-up microalgae cultivation; potential to address global environmental issues and avoidance of conflict or competition with other land-based activities. Their numerous natural properties and bioactive compounds make seaweed a useful source of new applications, especially in the food, pharmaceutical and medical fields. Seaweed byproducts may have revolutionary uses, including the potential to treat cancer, to power engines and the creation of biodegradable plastics. Nevertheless, economical funding and further research on biomanufacturing processes are needed in order to develop competitive, healthy and more sustainable methods than traditional medicine or oil-based products.

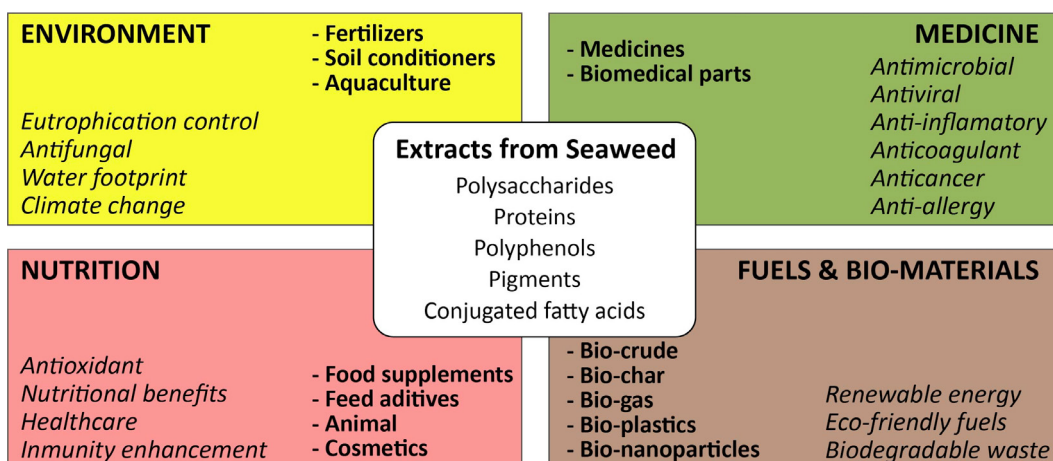


Fig. 3. Versatility of the humble seaweed in biomanufacturing.

Acknowledgements

The authors wish to thank Prof. Alan Buglass and Dr. Mic Mayhew for their comments on the manuscript and the anonymous reviewers for their feedback. Jae-Llane Ditchburn is a Lecturer in Molecular Biology at the University of Cumbria. Carlos Brais Carballeira is a postdoctoral researcher supported by the FONDECYT Postdoctoral Programme [3170795].

References

- [1] I. J. Crouch and J. Van Staden, 'Commercial seaweed products as biostimulants in horticulture', *J. Home Consum. Hortic.*, vol. 1, no. 1, pp. 19–76, 1993.
- [2] R. J. Radmer, 'Algal diversity and commercial algal products', *Bioscience*, vol. 46, no. 4, pp. 263–270, 1996.
- [3] K. Ito and K. Hori, 'Seaweed: chemical composition and potential food uses', *Food Rev. Int.*, vol. 5, no. 1, pp. 101–144, 1989.
- [4] A. Bocanegra, S. Bastida, J. Benedi, S. Rodenas, and F. J. Sanchez-Muniz, 'Characteristics and nutritional and cardiovascular-health properties of seaweeds', *J. Med. Food*, vol. 12, no. 2, pp. 236–258, 2009.
- [5] V. Rodriguez, M. Jimenez-Capdeville, and M. Giordano, 'The effects of arsenic exposure on the nervous system', *Toxicol. Lett.*, vol. 145, no. 1, pp. 1–18, 2003.
- [6] V. Dhargalkar and N. Pereira, 'Seaweed: promising plant of the millennium', 2005.
- [7] A. Imeson, 'Agar', *Food Stabilisers Thick. Gelling Agents*, pp. 31–49, 2009.
- [8] H. H. Abd El-Baky, F. K. El-Baz, and G. S. El-Baroty, 'Natural preservative ingredient from marine alga *Ulva lactuca* L.', *Int. J. Food Sci. Technol.*, vol. 44, no. 9, pp. 1688–1695, 2009.
- [9] S. Roohinejad, M. Koubaa, F. J. Barba, S. Saljoughian, M. Amid, and R. Greiner, 'Application of seaweeds to develop new food products with enhanced shelf-life, quality and health-related beneficial properties', *Food Res. Int.*, vol. 99, pp. 1066–1083, 2017.

- [10] H. P. Makkar et al., 'Seaweeds for livestock diets: a review', *Anim. Feed Sci. Technol.*, vol. 212, pp. 1–17, 2016.
- [11] N. Dierick, A. Ovyne, and S. De Smet, 'Effect of feeding intact brown seaweed *Ascophyllum nodosum* on some digestive parameters and on iodine content in edible tissues in pigs', *J. Sci. Food Agric.*, vol. 89, no. 4, pp. 584–594, 2009.
- [12] S. Wang, Y. Jia, L. Wang, F. Zhu, and Y. Lin, 'Enteromorpha prolifera supplemental level: Effects on laying performance, egg quality, immune function and microflora in feces of laying hens', *Chin J Anim Nutr.*, vol. 25, pp. 1346–1352, 2013.
- [13] E. Marinho-Soriano, M. R. Camara, T. de M. Cabral, and M. A. do A. Carneiro, 'Preliminary evaluation of the seaweed *Gracilaria cervicornis* (Rhodophyta) as a partial substitute for the industrial feeds used in shrimp (*Litopenaeus vannamei*) farming', *Aquac. Res.*, vol. 38, no. 2, pp. 182–187, 2007.
- [14] A. Euler et al., 'In vitro gas production of diets with inclusion of seaweed (*Lithothamnium* s.) flour for white New Zealand rabbits', presented at the Proc. 9th World Rabbit Congress, Verona, Italy, 2008, pp. 10–13.
- [15] J. S. Craigie, 'Seaweed extract stimuli in plant science and agriculture', *J. Appl. Phycol.*, vol. 23, no. 3, pp. 371–393, 2011.
- [16] R. Gade, M. Siva, V. Tulasi, and B. Aruna, 'Seaweeds: A novel biomaterial', *Int. J. Pharm. Pharm. Sci.*, vol. 5, no. 2, pp. 975–1491, 2013.
- [17] D. Battacharyya, M. Z. Babgohari, P. Rathor, and B. Prithiviraj, 'Seaweed extracts as biostimulants in horticulture', *Sci. Hortic.*, vol. 196, pp. 39–48, 2015.
- [18] O. M. Adeniyi, U. Azimov, and A. Burluka, 'Algae biofuel: Current status and future applications', *Renew. Sustain. Energy Rev.*, vol. 90, pp. 316–335, 2018.
- [19] M. de la Torre-Castro, G. Di Carlo, and N. S. Jiddawi, 'Seagrass importance for a small-scale fishery in the tropics: The need for seascape management', *Mar. Pollut. Bull.*, vol. 83, no. 2, pp. 398–407, 2014.
- [20] Carballeira, A., Carballeira, C., *Guia para la realización de planes de vigilancia ambiental de cultivos marinos en jaulas flotantes instaladas en la costa de Galicia*. Edited by Conselleria do Mar (Xunta de Galicia) at Santiago de Compostela. 2017.
- [21] W. Chotigeat, S. Tongsupa, K. Supamataya, and A. Phongdara, 'Effect of fucoidan on disease resistance of black tiger shrimp', *Aquaculture*, vol. 233, no. 1–4, pp. 23–30, 2004.
- [22] F. Zeraatpisheh, F. Firouzabakhsh, and K. J. Khalili, 'Effects of the macroalga *Sargassum angustifolium* hot water extract on hematological parameters and immune responses in rainbow trout (*Oncorhynchus mykiss*) infected with *Yersinia ruckeri*', *J. Appl. Phycol.*, pp. 1–9, 2018.
- [23] D. A. Lyons et al., 'Macroalgal blooms alter community structure and primary productivity in marine ecosystems', *Glob. Change Biol.*, vol. 20, no. 9, pp. 2712–2724, 2014.
- [24] C. Burke, T. Thomas, M. Lewis, P. Steinberg, and S. Kjelleberg, 'Composition, uniqueness and variability of the epiphytic bacterial community of the green alga *Ulva australis*', *ISME J.*, vol. 5, no. 4, p. 590, 2011.
- [25] K. K. Ho, S. K. Kuty, D. Chan, R. Chen, M. D. Willcox, and N. Kumar, 'Development of fimbrolides, halogenated furanones and their derivatives as antimicrobial agents', in *Antibacterial Surfaces*, Springer, 2015, pp. 149–170.
- [26] I. K. Chung, Y. H. Kang, C. Yarish, G. P. Kraemer, and J. A. Lee, 'Application of seaweed cultivation to the bioremediation of nutrient-rich effluent', *Algae*, vol. 17, no. 3, pp. 187–194, 2002.
- [27] C. Carballeira, M. De Orte, I. Viana, and A. Carballeira, 'Implementation of a minimal set of biological tests to assess the ecotoxic effects of effluents from land-based marine fish farms', *Ecotoxicol. Environ. Saf.*, vol. 78, pp. 148–161, 2012.
- [28] C. Carballeira, I. G. Viana, and A. Carballeira, 'δ 15 N values of macroalgae as an indicator of the potential presence of waste disposal from land-based marine fish farms', *J. Appl. Phycol.*, vol. 25, no. 1, pp. 97–107, 2013.
- [29] C. Carballeira, J. Espinosa, and A. Carballeira, 'Linking δ15N and histopathological effects in molluscs exposed in situ to effluents from land-based marine fish farms', *Mar. Pollut. Bull.*, vol. 62, no. 12, pp. 2633–2641, 2011.
- [30] K. Kolanjinathan, P. Ganesh, and P. Saranraj, 'Pharmacological importance of seaweeds: a review', *World J. Fish Mar. Sci.*, vol. 6, no. 1, pp. 1–15, 2014.
- [31] O. Salvador-Neto et al., 'Larvicidal potential of the halogenated sesquiterpene (+)-obtusol, isolated from the alga *Laurencia dendroidea* J. Agardh (Ceramiales: Rhodomelaceae), against the Dengue vector mosquito *Aedes aegypti* (Linnaeus) (Diptera: Culicidae)', *Mar. Drugs*, vol. 14, no. 2, p. 20, 2016.
- [32] K. Song et al., 'Laminarin promotes anti-cancer immunity by the maturation of dendritic cells', *Oncotarget*, vol. 8, no. 24, p. 38554, 2017.
- [33] T. E. Warkentin and D. Rosenbloom, 'Heparin-induced thrombocytopenia', *Can. J. Hosp. Pharm.*, vol. 52, no. 6, 2018.
- [34] L. O'Sullivan et al., 'Prebiotics from marine macroalgae for human and animal health applications', *Mar. Drugs*, vol. 8, no. 7, pp. 2038–2064, 2010.
- [35] D. W. Renn, 'Agar and agarose: indispensable partners in biotechnology', *Ind. Eng. Chem. Prod. Res. Dev.*, vol. 23, no. 1, pp. 17–21, 1984.
- [36] L. Zhang and X. Xu, 'Development of Marine Dietary Fiber Laxative Product', *Food Res. Dev.*, vol. 10, p. 014, 2015.
- [37] T. C. Lauenstein, J. F. Debatin, and H. Schneeman, 'Formulations for use in medical and diagnostic procedures', Sep. 2008.
- [38] R. Craig, 'Review of dental impression materials', *Adv. Dent. Res.*, vol. 2, no. 1, pp. 51–64, 1988.
- [39] U. Nussinovitch and A. Nussinovitch, 'Clinical uses of alginate', *Biodegrad. Polym. Clin. Use Clin. Dev.*, pp. 137–184, 2011.
- [40] A. Trincone, 'Update on Marine Carbohydrate Hydrolyzing Enzymes: Biotechnological Applications', *Molecules*, vol. 23, no. 4, p. 901, 2018.
- [41] A. P. A. de Sousa et al., 'In vivo growth-inhibition of Sarcoma 180 tumor by alginates from brown seaweed *Sargassum vulgare*', *Carbohydr. Polym.*, vol. 69, no. 1, pp. 7–13, 2007.
- [42] L. Li, R. Ni, Y. Shao, and S. Mao, 'Carrageenan and its applications in drug delivery', *Carbohydr. Polym.*, vol. 103, pp. 1–11, 2014.
- [43] M. B. Ariede, T. M. Candido, A. L. M. Jacome, M. V. R. Velasco, J. C. M. de Carvalho, and A. R. Baby, 'Cosmetic attributes of algae-A review', *Algal Res.*, vol. 25, pp. 483–487, 2017.
- [44] N. Sachindra, M. Airanthi, M. Hosokawa, and K. Miyashita, 'Radical scavenging and singlet oxygen quenching activity of extracts from Indian seaweeds', *J. Food Sci. Technol.*, vol. 47, no. 1, pp. 94–99, 2010.

- [45] H. J. Ko, G. B. Kim, D. H. Lee, G. S. Lee, and H. B. Pyo, 'The effect of hydrolyzed Jeju Ulva pertusa on the proliferation and type I collagen synthesis in replicative senescent fibroblasts', *J. Soc. Cosmet. Sci. Korea*, vol. 39, no. 3, pp. 177–186, 2013.
- [46] M. R. Goyal, *Scientific and Technical Terms in Bioengineering and Biological Engineering*. CRC Press, 2018.
- [47] M. Ghadiryannar, K. A. Rosentrater, A. Keyhani, and M. Omid, 'A review of macroalgae production, with potential applications in biofuels and bioenergy', *Renew. Sustain. Energy Rev.*, vol. 54, pp. 473–481, 2016.
- [48] R. A. Voloshin, M. V. Rodionova, S. K. Zharmukhamedov, T. N. Veziroglu, and S. I. Allakhverdiev, 'Biofuel production from plant and algal biomass', *Int. J. Hydrog. Energy*, vol. 41, no. 39, pp. 17257–17273, 2016.
- [49] K. Kumar et al., 'Recent developments on biofuels production from microalgae and macroalgae', *Renew. Sustain. Energy Rev.*, vol. 65, pp. 235–249, 2016.
- [50] D. Brockmann, C. Pradinaud, J. Champenois, M. Benoit, and A. Hélias, 'Environmental assessment of bioethanol from onshore grown green seaweed', *Biofuels Bioprod. Biorefining*, vol. 9, no. 6, pp. 696–708, 2015.
- [51] J. J. Milledge, B. Smith, P. W. Dyer, and P. Harvey, 'Macroalgae-derived biofuel: a review of methods of energy extraction from seaweed biomass', *Energies*, vol. 7, no. 11, pp. 7194–7222, 2014.
- [52] K. Anastasakis and A. Ross, 'Hydrothermal liquefaction of four brown macro-algae commonly found on the UK coasts: an energetic analysis of the process and comparison with bio-chemical conversion methods', *Fuel*, vol. 139, pp. 546–553, 2015.
- [53] M. Parsa, H. Jalilzadeh, M. Pazoki, R. Ghasemzadeh, and M. Abdul, 'Hydrothermal liquefaction of *Gracilaria gracilis* and *Cladophora glomerata* macro-algae for biocrude production', *Bioresour. Technol.*, vol. 250, pp. 26–34, 2018.
- [54] N. Rajendran, S. Puppala, M. Sneha Raj, B. Ruth Angeeleena, and C. Rajam, 'Seaweeds can be a new source for bioplastics', *J. Pharm. Res. Vol.*, vol. 5, no. 3, pp. 1476–1479, 2012.
- [55] K. M. Zia, M. Zuber, and M. Ali, *Algae Based Polymers, Blends, and Composites: Chemistry, Biotechnology and Materials Science*. Elsevier, 2017.
- [56] S. Thakur, J. Chaudhary, B. Sharma, A. Verma, S. Tamulevicius, and V. K. Thakur, 'Sustainability of Bioplastics: Opportunities and Challenges', *Curr. Opin. Green Sustain. Chem.*, vol. 13, pp. 68–75, 2018.
- [57] M. Rinaudo, 'Biomateriales basados en un polisacárido natural: el alginato', *TIP Rev. Espec. En Cienc. Quím.-Biológicas*, vol. 17, no. 1, pp. 92–96, 2014.
- [58] C. Cecchini, 'Bioplastics made from upcycled food waste. Prospects for their use in the field of design', *Des. J.*, vol. 20, no. sup1, pp. S1596–S1610, 2017.
- [59] S. Thota and D. C. Crans, *Metal Nanoparticles: Synthesis and Applications in Pharmaceutical Sciences*. John Wiley & Sons, 2018.
- [60] D. Nath and P. Banerjee, 'Green nanotechnology—a new hope for medical biology', *Environ. Toxicol. Pharmacol.*, vol. 36, no. 3, pp. 997–1014, 2013.
- [61] A. Kumar, S. D. Sadhu, and R. Singh, 'Nanotechnology: Key for Sustainable Future', in *Nanotechnology in Environmental Science*, Wiley-Blackwell, 2018, pp. 759–804.
- [62] A. Sharma et al., 'Algae as crucial organisms in advancing nanotechnology: a systematic review', *J. Appl. Phycol.*, vol. 28, no. 3, pp. 1759–1774, 2016.
- [63] L. Mišurcová, 'Chemical composition of seaweeds', *Handb. Mar. Macroalgae Biotechnol. Appl. Phycol.*, pp. 171–192, 2011.
- [64] V. Sri Ramkumar, 'Studies on biosynthesis and characterization of nanoparticles using seaweeds and their biological applications', 2004.
- [65] S. Abideen and M. Sankar, 'In-vitro Screening of Antidiabetic and Antimicrobial Activity against Green Synthesized AgNO₃ using Seaweeds', *J Nanomed Nanotechnol S6-001 Doi*, vol. 10, pp. 2157–7439, 2015.
- [66] Chandran, M., Yuvaraj, D., Christudhas, L., Ramesh, K. V., 'Bio synthesis of iron nanoparticles using the brown seaweed, *Dictyota dicotoma*', *Biotechnol. Indian J.*, vol. 12, no. 12, p. 112, 2016.
- [67] H. Y. El-Kassas and M. M. El-Sheekh, 'Cytotoxic activity of biosynthesized gold nanoparticles with an extract of the red seaweed *Corallina officinalis* on the MCF-7 human breast cancer cell line', *Asian Pac J Cancer Prev*, vol. 15, no. 15, pp. 4311–4317, 2014.
- [68] D. Fawcett, J. J. Verduin, M. Shah, S. B. Sharma, and G. E. J. Poinern, 'A Review of Current Research into the Biogenic Synthesis of Metal and Metal Oxide Nanoparticles via Marine Algae and Seagrasses', *Journal of Nanoscience*, 2017. [Online]. Available: <https://www.hindawi.com/journals/jns/2017/8013850/>. [Accessed: 23-Jun-2018].
- [69] N. Asmathunisha and K. Kathiresan, 'A review on biosynthesis of nanoparticles by marine organisms', *Colloids Surf. B Biointerfaces*, vol. 103, pp. 283–287, 2013.