

Harris, Emma ORCID: <https://orcid.org/0000-0002-7649-9763> , Benham, Alex ORCID: <https://orcid.org/0000-0002-4798-5260> , Stephenson, John ORCID: <https://orcid.org/0000-0002-7902-1837> , Conway, Dwayne ORCID: <https://orcid.org/0000-0001-7775-2583> , Chong, Aun-Yeong ORCID: <https://orcid.org/0000-0001-8172-5318> , Curtis, Helen ORCID: <https://orcid.org/0000-0001-7809-2054> and Astin, Felicity ORCID: <https://orcid.org/0000-0002-8055-3072> (2024) Patient decision aids for aortic stenosis and chronic coronary artery disease: a systematic review and meta-analysis. *European Journal of Cardiovascular Nursing*, 23 (6). pp. 561-581.

Downloaded from: <https://insight.cumbria.ac.uk/id/eprint/7509/>

Usage of any items from the University of Cumbria's institutional repository 'Insight' must conform to the following fair usage guidelines.

Any item and its associated metadata held in the University of Cumbria's institutional repository Insight (unless stated otherwise on the metadata record) may be copied, displayed or performed, and stored in line with the JISC fair dealing guidelines (available [here](#)) for educational and not-for-profit activities

provided that

- the authors, title and full bibliographic details of the item are cited clearly when any part of the work is referred to verbally or in the written form
- a hyperlink/URL to the original Insight record of that item is included in any citations of the work
- the content is not changed in any way
- all files required for usage of the item are kept together with the main item file.

You may not

- sell any part of an item
- refer to any part of an item without citation
- amend any item or contextualise it in a way that will impugn the creator's reputation
- remove or alter the copyright statement on an item.

The full policy can be found [here](#).

Alternatively contact the University of Cumbria Repository Editor by emailing insight@cumbria.ac.uk.

Title: Patient Decision Aids for Aortic Stenosis and Chronic Coronary Artery Disease: A Systematic Review and Meta-Analysis

Short title: Cardiac Patient Decision Aids Systematic Review

Corresponding author: Emma Harris

Author names and affiliations:

Emma Harris^a: emma.harris@open.ac.uk

Alex Benham^b: a.e.benham@hud.ac.uk

John Stephenson^b: j.Stephenson@hud.ac.uk

Dwayne Conway^c: dwayne.conway@nhs.net

Aun-Yeong Chong^d: achong@ottawaheart.ca

Helen Curtis^e: helen.curtis@cht.nhs.uk

Felicity Astin^a: felicity.astin@open.ac.uk

^a School of Health, Wellbeing and Social Care, Faculty of Wellbeing, Education and Language Studies, The Open University, Milton Keynes, MK7 6AA, UK.

^b School of Human and Health Sciences, University of Huddersfield, Huddersfield, HD1 3DH UK.

^c Northern General Hospital, Sheffield Teaching Hospitals NHS Foundation Trust, Sheffield, S5 7AU, UK.

^d University of Ottawa Heart Institute, 40 Ruskin Street, Ottawa, Ontario, K1Y 4W7, Canada.

^e The Library and Knowledge Service, Calderdale Royal Hospital, Calderdale and Huddersfield NHS Foundation Trust, Halifax, HX3 0PW, UK.

1 ABSTRACT

2 **Aim:** Shared decision-making is recommended for patients considering treatment
3 options for severe aortic stenosis (AS) and chronic coronary artery disease (CAD). This
4 review aims to systematically identify and assess patient decision aids (PtDAs) for
5 chronic CAD and AS and evaluate the international evidence on their effectiveness for
6 improving the quality of decision-making.

7 **Methods and Results:** Five databases (Cochrane, CINAHL, Embase, MEDLINE,
8 PsycInfo), clinical trial registers and 30 PtDA repositories/websites were searched from
9 2006 to March 2023. Screening, data extraction and quality assessments were
10 completed independently by multiple reviewers. Meta-analyses were conducted using
11 Stata statistical software. Eleven AS and 10 CAD PtDAs were identified; seven were
12 less than five years old. Over half the PtDAs were web-based and the remainder paper-
13 based. One AS and two CAD PtDAs fully/partially achieved international PtDA quality
14 criteria. Ten studies were included in the review; four reported on the
15 development/evaluation of AS PtDAs and six on CAD PtDAs. Most studies were
16 conducted in the USA with White, well-educated, English-speaking participants. No
17 studies fulfilled all quality criteria for reporting PtDA development and evaluation. Meta-
18 analyses found that PtDAs significantly increased patient knowledge compared to 'usual
19 care' (mean difference:0.620; 95%CI 0.396, 0.845, $p<0.001$) but did not change
20 decisional conflict.

21 **Conclusion:** Patients who use PtDAs when considering treatments for AS or chronic
22 CAD are likely to be better informed than those who do not. Existing PtDAs may not
23 meet the needs of people with low health literacy levels as they are rarely involved in
24 their development.

25 **Registration:** PROSPERO: CRD42021264700
26

1. INTRODUCTION

Over the last 60 years, technological innovations have revolutionised the field of interventional cardiology. Two of the commonest interventions are Percutaneous coronary intervention (PCI) and transcatheter aortic valve implantation/replacement (TAVI). Over 965,000 PCIs are performed annually in the US alone¹. Global projections of the annual number of TAVI procedures are estimated to rise to 300,000 implants by 2025². Both interventions have the potential to relieve symptoms that negatively impact quality of life^{3,4}.

Patients with chronic coronary artery disease (CAD) may experience symptoms of angina. First line treatment is medication, but if this is not effective, PCI is a treatment option to consider⁵. Patients with severe aortic stenosis (AS) also live with unpleasant symptoms associated with heart failure. Clinical guidelines indicate that a multi-disciplinary heart team should evaluate the degree of AS along with clinical and anatomical characteristics to inform their recommendations to patients about treatment options, such as TAVI or Surgical Aortic Valve Replacement (SAVR)⁶.

Whilst PCI and TAVI are different interventions, the decision-making processes share common features; the decision to go ahead with the treatment is considered to be 'preference sensitive'. i.e. two or more treatment options exist but the 'best' treatment depends on how acceptable the patient views the potential risks and benefits of each⁷. In these situations, a process of shared decision-making (SDM) helps patients make an informed choice⁸. Accordingly, The American College of Cardiology and European Society for Cardiology recommend that SDM should take place before a patient agrees to an interventional procedure for chronic CAD or AS^{5,6,9,10}.

SDM involves a two-way discussion in which patients are informed by their doctors and nurses about what a treatment involves, the benefits and risks, alternative options and what the outcome might be if they decided against having treatment. Importantly, SDM means that patients are encouraged to consider their unique preferences, goals, and values (i.e., what matters most to an individual about attributes of a health decision)^{11,12}. In today's clinical practice SDM may be difficult to achieve. Patients' preferences and goals for treatment are not routinely discussed¹³. Moreover, patients treated with PCI

often misunderstand the treatment benefits and risks and perceive their treatment as a 'fix'^{14,15}. Patients considering TAVI experience uncertainty about their treatment decision¹⁶, and want to understand the risks and benefits of all potential treatment options and outcomes (e.g., TAVI, SAVR or no intervention)¹⁷.

Patient Decision Aids (PtDAs) are effective interventions known to improve the quality of both the decision-making process and the choice made¹⁸. Evidence shows that PtDAs increase patients' knowledge about treatments and support more accurate perceptions of associated benefits and risks¹⁸. However, PtDAs are not routinely used in clinical practice despite the potential benefits¹⁹. Some cardiologists' do not perceive PtDAs to be of benefit to their patients²⁰. Unfamiliarity and a lack of awareness of PtDAs and disagreement with the content are also factors that compromise implementation²¹.

A recent meta-analysis reported that cardiology PtDAs improved two key decision outcomes; decisional conflict and patient knowledge²². These findings support the use of PtDAs. However, the review did not report the availability, content, and quality of the PtDAs, include PtDAs for AS, or summarise evidence on other decision-making constructs, leaving gaps in the evidence base. Accordingly, the aims of this review were to 1) identify PtDAs for chronic CAD and AS that include PCI and TAVI as treatment options, and evaluate their availability, characteristics, and quality, 2) identify and describe the quality of studies reporting on the development and evaluation of identified PtDAs, and 3) evaluate their effectiveness on improving the quality of the decision-making process and the choice made. Findings will provide cardiology teams with an international overview of available PtDAs designed to improve the quality of SDM for chronic CAD and AS.

2. METHODS

2.1. Review approach

Our review methods were informed by previous reviews^{23,24} and Cochrane guidance²⁵. To support the robustness of this review the protocol was developed and registered on PROSPERO (CRD42021264700) a-priori and Preferred Reporting Items for Systematic

Reviews and Meta-Analyses (PRISMA) guidelines²⁶ implemented (Table S1 in supplementary file).

2.2. Search strategy

A search of multiple databases, trial registries, PtDA repositories and websites was conducted, to identify eligible PtDAs and published articles that described their development or evaluation. A search strategy was developed by an Information Technologist (HC), piloted on MEDLINE (Ovid), refined, and applied to five databases in all languages: CENTRAL via the Cochrane Library, CINAHL (EBSCO), Embase, Ovid MEDLINE and APA PsycInfo (ProQuest). Four trial registers were searched: EU clinical trials register; ClinicalTrials.gov; ISRCTN Registry; ICTRP (WHO). Searches were limited to articles published since 01/01/2006, because the consensus on criteria for judging the quality of PtDAs was published in 2006 by the International Patient Decision Aid Standards (IPDAS) Collaboration²⁷. Thirty PtDA repositories/websites were also hand searched. Searches were conducted in July 2021 and updated in March 2023. See Tables S2-S7 for search terms and the list of PtDA repositories/websites.

2.3. Patient Decision Aid eligibility and selection

PtDAs were defined as tools designed to help facilitate SDM between patients and health professionals¹⁸. PtDAs were eligible for inclusion if they fulfilled the following criteria:

- Identified as a PtDA, decision tool or an aid to support SDM in their name/title, or by the developers/authors, or listed within a PtDA repository.
- Designed for patients (18+ years) with chronic CAD or aortic stenosis.
- Included at least two treatment options, one of which must either be PCI or TAVI.

All identified PtDAs were independently screened for inclusion by two reviewers (EH, AB). The authors, or organisations listing PtDAs not publicly available were contacted to request a copy. Eligible PtDAs that met the criteria, but were not available in full, were included in the overview (Table 2) but not in the evaluation of PtDA characteristics (Table 2).

2.4. Article eligibility and selection

Search results were independently screened for inclusion by at least two reviewers (EH & AB/FA) in three phases; title, abstract, and full-text screening. Where disagreement occurred, consensus was achieved through discussion. Articles and study reports of any design were included providing they reported on the development, user-testing, acceptability, or evaluation of eligible PtDAs. Articles reporting on ineligible PtDAs, literature reviews, and editorials were excluded.

2.5. Data extraction

Data from each included study were independently extracted by two reviewers (EH, DC, AYC, JS, AB) into a data-sheet. Characteristics from included PtDAs were extracted by one reviewer and independently checked for accuracy by a second author. Any discrepancies in data extraction were resolved by consensus. Data were synthesised into tables and presented in a narrative.

2.6. Statistical analysis

Studies evaluating the effectiveness of PtDAs were assessed for suitability and those with the same primary endpoint pooled for a meta-analysis. Due to heterogeneity of outcome measures, only two meta-analyses were conducted on the primary interval-level outcomes of patients' Knowledge score and Decisional Conflict score. The meta-analyses were formulated as random effects using the DerSimonian and Laird model²⁸ to reflect clinical and methodological heterogeneity. For both outcomes, standardised mean differences, based on post-test statistics in intervention and control groups (intervention minus control), and associated 95% confidence intervals (CIs), were measured. For the Knowledge score outcome, clinical improvement was represented by increases in reported scores. For the Decisional Conflict score outcome, clinical improvement was represented by decreases in reported scores. Forest plots were conducted for meta-analyses of both primary outcomes, reporting synthesised estimates, and associated 95% CIs, and a Z-test for the standardised mean difference. Heterogeneity statistics were also reported, including Cochran's Q test for heterogeneity, and the I^2 statistic.

1 Leave-one-out sensitivity analyses were conducted on the meta-analyses of both
2 primary outcomes to assess the robustness of the derived estimates. Each of the k
3 included studies were omitted in turn, and a meta-analysis was conducted based on the
4 remaining $(k - 1)$ studies. Any study which was suspected of excessive influence was
5 flagged as an influential study. Funnel plots were proposed for analyses of small-study
6 effects for meta analyses in which the number of identified studies reached the
7 recommended minimum²⁵ but were not conducted. No sub-group analyses were
8 identified. All analysis was conducted using Stata statistical software (Version 17 I/C)²⁹.

9 **2.7. Quality assessment**

10 To support the rigour of this review, three approaches were implemented to evaluate
11 the quality of included studies and associated PtDAs. First, the quality of PtDAs was
12 evaluated using the six qualifying and six certification criteria of the IPDAS version four
13 checklist³⁰, which are the minimum standards for tools to be defined as a PtDA and
14 deemed as adequate for patient use. As these criteria are designed for the evaluation of
15 'full' PtDAs, we excluded brief one-two page consultation/conversation aids from this
16 assessment. Second, studies reporting an evaluation of PtDAs were assessed using the
17 "Standards for UNiversal reporting of patient Decision Aid Evaluations" (SUNDAE)
18 checklist³¹. A modified version of this checklist was used for PtDA development studies.
19 The IPDAS and SUNDAE checklists were independently completed by two reviewers
20 and disagreements resolved through discussions with a third reviewer (EH & AB/FA).
21 To increase consistency of the assessments, three response options were developed:
22 yes, partially, and no (Tables S8-S9 supplementary file). Third, the studies included in
23 the meta-analyses were independently assessed by two reviewers (EH & FA/JS) for risk
24 of bias using either the Cochrane Risk of Bias 2 tool (RoB2³²) or the NHLBI Quality
25 Assessment of Controlled Intervention Studies³³.

26 **3. RESULTS**

27 Figure 1 shows the search results for AS and PCI PtDAs combined. In summary, 10
28 studies were eligible and included in the review, which, in total, reported on the
29 development or evaluation of 11 PtDAs. A further 10 PtDAs were identified from a trial
30 registry record and from online PtDA repositories and relevant websites. Therefore, a

total of 21 PtDAs (11 AS and 10 CAD PtDAs) were included in this review. Results for the two groups of PtDAs are presented separately by condition (AS and CAD).

3.1. Patient Decision Aids for Aortic Stenosis

3.1.1. Availability of Patient Decision Aids for Aortic Stenosis

The search identified 11 PtDAs designed for patients with AS considering TAVI (see Table 1 for an overview). Comparative treatment options included SAVR (n=9) or symptom management (n=2). Five PtDAs included the same content but were adapted for use by different age groups (MAGIC TAVI vs. SAVR PtDAs³⁴⁻³⁸). PtDAs were developed either in the USA (n=5)³⁹⁻⁴³, Canada (n=1)^{44,45} or by an international panel of experts (n=5)³⁴⁻³⁸. All were written in English and seven were available in other languages (two in Spanish and French^{41,42}; five in Norwegian with translation of some sections available in 12 other languages³⁴⁻³⁸). Over half (n=8) were web-based PtDAs^{34-40,44} and the other three were paper based⁴¹⁻⁴³. Five web-based PtDAs could be converted into a printable format³⁴⁻³⁸. Three PtDAs were less than five years old^{40,42,44} but only one was publicly available⁴², which also fully or partially achieved all 12 IPDAS quality criteria (see section 3.2.3).

3.1.2. Characteristics of Patient Decision Aids for Aortic Stenosis

The characteristics of eight PtDAs for AS were evaluated (Table 2)^{34-38,41-43}. The remaining three were unavailable for evaluation due to website deactivation³⁹ or ongoing development^{40,44}.

Two types of PtDAs were identified; a PtDA booklet (eight pages) to be reviewed by the patient at home^{41,42}, or an 'encounter PtDA' (paper or web-based) to be used during the consultation with a health professional^{34-38,43}. The type and presentation of information varied between PtDAs. One 'encounter PtDA' presented information about the risks and benefits of treatment options on a single page⁴³, whereas the other 'encounter PtDAs' were web-based and required health professionals to navigate between different sections to present the information³⁴⁻³⁸. All PtDAs included icon arrays to present the risks and benefits of treatment options. Patient stories were only included in the two booklet PtDAs^{41,42}. Three PtDAs incorporated an explicit values clarification method⁴¹⁻⁴³ (i.e. determining what matters to patients about a given health decision by using an

approach that requires interaction¹²). The method in the two booklet PtDAs invited patients to write their hopes and concerns for the treatment options and any questions for their doctor and family^{41,42}. The one-page 'encounter PtDA' invited patients to verbally respond to the question during a consultation, about what was important to them about their treatment⁴³. This was the only PtDA to invite patients to indicate their preferred treatment. The readability score was not reported for any PtDA. Two PtDAs did not report their development method^{41,42}.

3.1.3. Quality of Patient Decision Aids for Aortic Stenosis

Seven PtDAs^{34-38,41,42} were included for quality appraisal using the recommended IPDAS checklist ('encounter PtDAs' were excluded⁴³). Results are summarised in Table 2 (full evaluation in Table S10, supplementary file). To 'qualify' as a PtDA, six IPDAS criteria need to be achieved; only the two booklet PtDAs fulfilled these^{41,42}. In total, the PtDAs fulfilled between 67% and 92% (median 67%) of all 12 IPDAS criteria. Two IPDAS criteria were not achieved by all PtDAs: 'Describes the condition related to the decision' and 'The level of uncertainty around outcome probabilities' (i.e., the likelihood of an adverse or positive outcome occurring following treatment).

3.2. Patient Decision Aids for Chronic Coronary Artery Disease

3.2.1. Availability of Patient Decision Aids for Coronary Artery Disease

Ten PtDAs designed for patients with chronic CAD considering PCI were identified (Table 1). The comparative treatment options presented were medical therapy (n=10), lifestyle changes (n=4) and coronary artery bypass graft (CABG) surgery (n=4). The two 'PCI Choice' PtDAs^{46,47} included the same content but adapted the risks/benefits probabilities for either Class I/II or Class III stable angina. Eight PtDAs were developed in the USA⁴⁶⁻⁵³, two in the UK^{54,55}, and all were only available in English. Six were web-based PtDAs^{48-52,54} and four were paper based^{46,47,53,55} (one also included a 20-min DVD⁵³). One web-based PtDA had a paper-based version⁵¹ and two others could be converted into a printable format^{50,52}. Four PtDAs were less than five years old^{48,50,52,54} but only one was publicly available⁴⁸. This PtDA⁴⁸ fulfilled only five of the 12 IPDAS criteria.

3.2.2. Characteristics of Patient Decision Aids for Coronary Artery Disease

The characteristics of seven PtDAs for chronic CAD were evaluated (Table 2)^{46-48,51,52,54,55}. The remaining three were unavailable for evaluation^{49,50,53}.

The type of PtDA, approach, and timepoint of use in the patient journey, varied. Two were short paper-based 'encounter PtDAs' (PCI Choice^{46,47}) to be used by the doctor with the patient in a consultation prior to diagnostic cardiac catheterisation. Three web-based PtDAs^{52,54} (one had a paper version option⁵¹) could be reviewed by patients either at home or whilst in hospital before the procedure. One paper-based PtDA could be used either pre-consultation or during the consultation⁵⁵. Details about the delivery of one web-based PtDA was absent⁴⁸. The design of PtDAs varied from a basic table comparing treatments, to the use of multi-media to explain health conditions, treatment options and procedures. Treatment risks and benefits were presented using a wide range of approaches. All but two^{48,55} included icon arrays to convey the likelihood of risks and benefits. One PtDA⁴⁸ omitted the major risks associated with PCI. Patient stories/scenarios were included in two PtDAs^{52,54}. Two PtDAs included explicit values clarification methods; a rating scale⁵² and completion of questions about what matters to them and concerns⁵⁴. Five PtDAs invited patients to indicate their preferred treatment^{46,47,51,52,54}. A personalised summary of patients' responses could be generated in two web-based PtDAs^{52,54}. The readability level was not stated within any PtDA, although associated publications for two PtDAs reported the target reading age as 8th Grade (age 13-14 years)^{56,57}. Development information was published, in varying detail, for some PtDAs^{46,47,51,54}, two omitted this information^{48,55}, whilst brief details about the development of clinical content was described for the remainder on the developers' websites⁵².

3.2.3. Quality of Patient Decision Aids for Coronary Artery Disease

Five PtDAs^{48,51,52,54,55} were included for quality appraisal (two 'encounter PtDAs' were excluded^{46,47}; Table 2). Three PtDAs^{51,52} completely fulfilled the six IPDAS 'qualify' criteria (Table S10). In total, the five PtDAs fulfilled between 42% and 100% (median 75%) of all 12 IPDAS criteria. Two PtDAs^{52,54} fully or partially achieved all 12 IPDAS

criteria, but are not currently publicly available to patients. The IPDAS criteria least fulfilled across the PtDAs were 'Providing information about the funding source', 'The update policy', and 'The level of uncertainty around outcome probabilities'.

3.3. Overview of included studies

Table 3 provides an overview of the 10 studies included in the review (full details in Table S11, supplementary file). One study was conducted in the UK⁵⁶; the remainder in the USA. Three reported on PtDA development and acceptability testing^{56,58,59}, and seven evaluated PtDA effectiveness in either an RCT^{60,61}, or a quasi-experimental design^{20,57,62-64}.

3.3.1. Studies reporting the development/acceptability of Patient Decision Aids

One study⁵⁸ described the development of a PtDA for AS (TAVI vs. SAVR³⁹) that is no longer available, and two studies^{56,59} described the development and acceptability of PtDAs for chronic CAD (PCI vs. medicines only; PCI Choice^{46,47} and CONNECT⁵⁴). The systematic method of PtDA development recommended by IPDAS was implemented in the two CAD PtDA studies^{56,59}, but only the CONNECT development study⁵⁶ cited a theory underpinning the methodology (i.e., Ottawa Decision Support Framework⁶⁵). Patients and/or healthcare professionals were involved in either providing feedback or user testing PtDAs across all development studies^{56,58,59}. Methods included semi-structured interviews⁵⁸, cognitive interviews⁵⁶, video and teleconference calls^{56,58}, focus groups^{56,59}, and observations⁵⁹. Participant demographics were only reported in the CONNECT PtDA study, and was the only study that assessed health literacy levels (HL) with 71% of participants scoring 'adequate' on the Brief Health Literacy Screen⁵⁶.

3.3.2. Studies evaluating the effectiveness of Patient Decision Aids

Three AS PtDAs⁴¹⁻⁴³ and seven PtDAs for chronic CAD^{46,47,49,51-53} were evaluated across seven studies^{20,57,60-64}. Sample size ranged from 12-203 participants. Most participants were White and had an advanced level of education (i.e., completed College). A variety of decision-making process and decisional quality outcomes were assessed, including, patient satisfaction, treatment preference, patient-centred communication, involvement in SDM, decisional conflict and knowledge level. Two²⁰ out

of four studies that measured the SDM process (via the OPTION Scale⁶⁶ or Control Preferences Scale⁶⁷) showed a significant improvement after using a PtDA for AS (TAVI or symptom management/palliative care) and CAD (PCI, medical therapy, or CABG⁵¹). High scores for patient satisfaction, patient-centred communication (measured using CollaboRATE⁶⁸) and the Preparation for Decision-making Scale⁶⁹ were reported after PtDA use for both AS and chronic CAD treatments^{20,61-63}. patients' treatment preference, treatment delivered or treatment concordance with patient preferences did not significantly change in any study^{57,61,64}. Cardiologists in two studies felt that they already performed SDM consistently and that PtDAs were poorly understood by patients and negatively impacted on consultations^{20,60}. Most patients preferred a DVD or booklet formatted PtDAs than web-based formats^{57,62}.

3.3.3. Quality of studies

The 26-item SUNDAAE checklist was used to evaluate the quality of reporting for all included studies, with results summarised in Table 3 (full evaluation in Table S12, supplementary file). Across the studies, between 50% to 89% (median 73%) of the SUNDAAE criteria were completely fulfilled. Three of the four development studies either fully, or partially, satisfied all applicable SUNDAAE^{56,59}. No evaluation study achieved all 26 criteria. One criterion (item 18) was only fully achieved by one study⁶³, because the other six evaluation studies used a bespoke patient knowledge questionnaire, which had not undergone psychometric testing. Nine SUNDAAE criteria were achieved by all studies. The criteria least consistently achieved were those related to the methods and results sections (e.g., 'Description of the development process', 'PtDA fidelity', 'Process evaluation', and 'Theories/models used to guide the study design and selection of evaluation measures').

3.4. Meta-analyses

All six evaluation studies were assessed for inclusion in meta-analyses. Usable post-test data for patient knowledge and decisional conflict scores were obtained from four studies, with a total sample of 476 participants^{20,57,60,61}, evaluating two PtDAs for AS^{41,42} and three for chronic CAD^{46,47,51}. Variation in the PtDAs and the patient groups across the four studies necessitated the use of standardised measures in the meta-analyses.

1 Leave-one-out sensitivity analyses revealed no individual study to be exerting excessive
2 influence on either meta-analysis (Supplementary file).

3 **3.4.1. Patient Knowledge**

4 Patient knowledge of treatment options was significantly greater in the PtDA groups
5 compared with usual care in all four studies^{20,57,60,61}. The meta-analysis determined that
6 the synthesised estimate of the standardised mean difference in knowledge scores
7 (PtDA – usual care) was 0.620 (95% CI 0.396 to 0.845), favouring the PtDA over usual
8 care groups. A Z-test of the standardised mean effect indicated strong evidence at the
9 5% significance level for a non-zero effect ($Z=5.42$; $p<0.001$). Cochran's χ^2 test for
10 heterogeneity indicated no evidence for statistical heterogeneity ($\chi^2_{(3)}=4.12$; $p=0.248$).
11 The I^2 statistic was 27.3%, which may indicate low levels of heterogeneity. Data is
12 summarised in Figure 2.

13 **3.4.2. Decisional conflict**

14 Decisional conflict (measured by the validated SURE score⁷⁰ or Decisional Conflict
15 Scale⁷¹) was not significantly different between PtDA and usual care groups in all four
16 studies^{20,57,60,61}. However, the 'informed' subscale of the Decisional Conflict Scale score
17 was significantly lower (i.e. favourable) in the PtDA groups compared with usual
18 care^{57,60}. The meta-analysis determined that the synthesised estimate of the
19 standardised mean difference in decisional conflict (PtDA – usual care) was -0.159
20 (95% CI -0.339 to 0.022). A Z-test of the standardised mean effect revealed no
21 evidence for a non-zero effect ($Z=-1.717$; $p=0.086$). Cochran's χ^2 test for heterogeneity
22 indicated no evidence for statistical heterogeneity ($\chi^2_{(3)}=0.47$; $p=0.925$). The I^2 statistic
23 was 0.00%, indicating that heterogeneity might not be important. Data is summarised in
24 Figure 3.

25 **3.4.3. Risk of bias**

26 The RoB2 tool³² was used to evaluate potential bias in the two randomised controlled
27 studies^{60,61} with results indicating 'some concerns' (Figure 4). The two non-randomised
28 studies^{20,57} were evaluated using the NHLBI Quality Assessment of Controlled
29 Intervention Studies, and were rated as 'fair quality', indicating susceptibility to 'some
30 bias'³³.

4. DISCUSSION

PtDAs are evidence-based tools known to be effective in improving the quality of SDM to help patients receive care that is 'right' for them. Patients who use PtDAs are more knowledgeable, informed, involved, have more accurate risk perceptions, are more confident in their treatment decision and clearer about their health goals and treatment preferences¹⁸. This benefits patients because those who are more active in making treatment decisions tend to have better health outcomes and are more satisfied with their care⁷². Within cardiology, many patients with AS and chronic CAD have unresolved decisional needs and require support when considering treatment with TAVI and planned PCI, respectively¹⁴⁻¹⁷. PtDAs offer a potential solution but cardiology teams' lack of awareness of available high-quality PtDAs is a barrier to implementation²¹.

To the best of our knowledge, this review makes a useful contribution to the research literature as the first study to systematically identify and evaluate the availability, characteristics, and quality of PtDAs used to support SDM for AS and chronic CAD. We also report on the effectiveness of TAVI PtDAs to improve decisional quality, which extends an existing meta-analysis on SDM in cardiology settings that did not include this common interventional procedure²². These findings, combined with our narrative summary of PtDA evaluation and development studies, provides a comprehensive international overview of AS and CAD PtDAs to inform cardiology practice.

4.1. Patient Decision Aid availability and quality

Our findings on the availability of PtDAs (Table 1) provide a valuable reference for cardiology teams and make an important contribution to the international literature. For the first time, internationally accepted quality criteria were used to evaluate the quality of AS and CAD PtDAs. We identified 21 PtDAs, but only one AS⁴² and one CAD PtDA⁴⁸ were less than five years old, and currently publicly available for patient distribution. However, only the AS PtDA was rated as high-quality having fulfilled all quality criteria. Given that SDM is recommended in clinical guidelines and health policy^{5,6,9,10}, this lack of publicly available high-quality AS and CAD PtDAs is a significant finding that has not previously been reported. Overall, PtDAs scored poorly on criteria that address

potentially harmful bias, which is consistent with reviews of cancer PtDAs²³. This highlights that information concerning the uncertainty of treatment options, funding sources and update policies, requires improvement. Doctors may be reluctant to discuss uncertainties around treatment outcomes, as they believe this will be viewed as incompetence⁷³, and will reduce patient trust and satisfaction with care⁷⁴. Yet from a patient perspective, higher levels of trust in cardiologists is associated with feeling listened to and involved in decisions about their health and treatments⁷⁵. Having an open and honest dialogue is valued by heart disease patients⁷⁶. Increasing cardiology teams' awareness about patients' communication preferences and additional SDM skills may improve this important element of SDM⁷⁷.

4.2. Patient Decision Aid accessibility

The PtDAs identified in this review had different designs, formats, and delivery approaches. There was a lack of consensus about the optimum characteristics for AS and CAD PtDAs. Potentially this might be because patients' and cardiology teams' preferences varied; a view confirmed in this review^{56,57,62}. A recent meta-analysis reported that the PtDA format (e.g. paper, computer, web-based) had no impact on effectiveness for improving SDM in cardiology settings²². Our results corroborate this finding; patient knowledge and some aspects of the SDM process (patient perception of SDM and integration of SDM in consultations) were significantly improved in two studies despite using PtDAs with different formats^{20,57}: a printed one-page within-consultation 'encounter PtDA' for AS⁴³ and a web-based pre-consultation PtDA for CAD⁵¹. This suggests that a paper-based PtDA may be as effective as a more sophisticated digital version. However, additional research is required to corroborate this finding given the paucity of studies. We suggest that paper versions of PtDAs could be made routinely available, as a minimum, to support SDM for two reasons. First, 6-7% of adults in the US⁷⁸ and UK⁷⁹ have never used the internet. Second, it is recognised that the introduction of digital interventions can potentially widen health inequalities⁸⁰.

The overall quality of reporting, in both AS and CAD PtDA development and evaluation studies, was good, according to the recommended SUNDAC criteria. The aims, rationale, explanation of the PtDA and study methods, implications for practice and research were comprehensively described in most studies. However, most studies did

not measure PtDA fidelity or explore potential mechanisms for their effect on decision outcomes. The demographics of patients involved in the development and/or evaluation studies were either unknown^{58,59}, under-reported^{63,64}, or predominantly White, English-speaking people educated to high school level or higher^{20,56,57,60-62}. Furthermore, readability levels were not reported in any PtDA, although the target reading age for two CAD PtDAs was reported as 13-14 years in associated publications^{56,57}. These findings are significant because it's unclear how relevant and accessible existing AS and CAD PtDAs are for under-represented populations, which makes it challenging for cardiology teams to evaluate their appropriateness and usefulness within their clinical setting. Since patient-healthcare professional communication has the potential to reduce or increase health disparities⁸¹, it is important that the development and testing of PtDAs involve patients from diverse backgrounds.

4.3. Comparisons with other meta-analyses

Our meta-analyses found significantly improved levels of patient knowledge following the use of two AS PtDAs^{41,42} and three CAD PtDAs^{46,47,51}, compared to usual care. This finding is consistent with a recent meta-analysis of cardiology PtDAs²². However, our meta-analysis found no significant difference in decisional conflict between PtDA and usual care groups, in contrast to other reviews^{18,22}. There are several potential explanations for this finding. The five PtDAs^{42,43,46,47,51} evaluated may have limited function in eliciting preferences. Decisional conflict may have already been low in participants at baseline and/or in usual care groups^{7, 37, 53, 75} or the measure may have a ceiling effect. Another explanation relates to educational attainment. A large proportion of participants across the four studies had achieved a high-school education level or higher which is known to be associated with lower decisional conflict⁸².

Although not included in our meta-analysis due to heterogeneity of study designs, outcome measures indicating the quality of the decision-making process were significantly greater following the use of PtDAs across some^{20,57,61-63} but not all studies^{60,64} and no negative outcomes were reported. The inconsistent findings might be explained by differences in study designs, outcomes, measurement instruments, and the PtDAs themselves. Given the wide variety of measures used to evaluate the quality of SDM, consensus on the most appropriate is recommended.

4.4. Implementation of Patient Decision Aids in clinical practice

None of the PtDAs were evaluated in a large-scale randomised controlled trial that appeared to be sufficiently powered with a low risk of bias, possibly due to difficulties with recruitment and/or PtDA implementation. Several factors influence the successful implementation of PtDAs; a PtDA that is too complex or competes with existing practice is unlikely to be used⁷⁷. Involvement and commitment from senior leadership and the clinical teams is an enabler to the use of PtDAs as is engagement of the family and significant others⁷⁷. Successful strategies to integrate PtDAs into clinical settings include training the entire cardiology team, linking PtDA outcomes with organisational priorities, proactively encouraging patients to engage with the PtDA, and reflecting on existing pathways to identify opportunities for PtDA use and SDM conversations⁷⁷. The latter strategy could be particularly useful for elective PCI where the timing of PtDA delivery is challenging because diagnosis and treatment often occur together in the same procedure⁸³. Providing PtDAs and seeking patients' treatment preferences and goals earlier in the severe AS pathway should be considered¹³.

4.5. Strengths and limitations

We comprehensively and systematically searched multiple databases, trial registers and 30 online sources to identify AS and CAD PtDAs and their development and evaluation studies. However, we may not have identified all eligible PtDAs and six were not available so an evaluation of their characteristics and quality was not possible. The wide range of measurement instruments used to evaluate the quality of SDM limited the number meta-analyses conducted and made cross study comparisons challenging. Nevertheless, this review provides a high-quality international review of AS and CAD PtDAs.

5. Conclusions

A diverse range of AS and CAD PtDAs have been developed over the past 16 years, but few are up to date and currently available. To increase the transparency around PtDA quality and effectiveness information about the uncertainty of treatment outcomes, funding sources and future updates should be added. The 'voice' of underserved populations and those with low health literacy levels is needed in the development or evaluation of PtDAs as to date this has been lacking. Paper-based versions of digital

PtDAs should be available to avoid widening health inequalities associated with the digital divide. We recommend that cardiology teams use the most up-to-date and highest quality PtDAs available. We concluded that patients who use PtDAs when considering treatments for AS or chronic CAD are likely to be better informed than those who do not.

AUTHOR CONTRIBUTIONS

Conceptualization: EH, FA, DC; Methodology: EH, FA; Formal analysis: EH, JS; Investigation: EH, FA, AB, DC, AYC, HC; Project administration: EH; Visualization: EH, FA, JS; Writing – original draft: EH, FA, JS; Writing – review & editing: EH, FA, AB, JS, DC, AYC, HC.

ACKNOWLEDGEMENTS

We would like to thank Professor Richard Thomson for his expert guidance and support in the development of this review. We send thanks to Ellie Price for conducting the initial search of clinical trial registers. We would also like to thank the authors who provided further detail about their PtDA and research study.

FUNDING

This research did not receive any specific grant from funding agencies in the public, commercial, or not-for-profit sectors.

DATA AVAILABILITY

The data underlying this review are available in the article and in its online supplementary material.

CONFLICTS OF INTEREST

FA, EH, and DC, received research funding in a competitive peer review process from Grow MedTech ((POF000186, POF000103) and the National Institute of Health and Care Research (NIHR204012) to develop and test a PCI PtDA called CONNECT, which is included in this review. A second author (AB), not involved in the development or testing of CONNECT, assessed its quality. AYC receives honoraria and an unrestricted grant from Abbott. AB, JS, and HC have no conflicting interests.

REFERENCES

1. iData Research. Interventional Cardiology Procedure Volume Analysis, Global, 2021-2027. In. BC, Canada; 2021.
2. Patterson T, Allen CJ, Aroney N, Redwood S, Prendergast B. The Future of Transcatheter Interventions. *JACC Case Rep* 2020;**2**:2281-2282.
3. Leon MB, Smith CR, Mack M, Miller DC, Moses JW, Svensson LG, *et al.* Transcatheter aortic-valve implantation for aortic stenosis in patients who cannot undergo surgery. *N Engl J Med* 2010;**363**:1597-1607.
4. Spertus JA, Jones PG, Maron DJ, O'Brien SM, Reynolds HR, Rosenberg Y, *et al.* Health-Status Outcomes with Invasive or Conservative Care in Coronary Disease. *N Engl J Med* 2020;**382**:1408-1419.
5. Neumann F-J, Sousa-Uva M, Ahlsson A, Alfonso F, Banning AP, Benedetto U, *et al.* 2018 ESC/EACTS Guidelines on myocardial revascularization. *Eur Heart J* 2018;**40**:87-165.
6. Vahanian A, Beyersdorf F, Praz F, Milojevic M, Baldus S, Bauersachs J, *et al.* 2021 ESC/EACTS Guidelines for the management of valvular heart disease: Developed by the Task Force for the management of valvular heart disease of the European Society of Cardiology (ESC) and the European Association for Cardio-Thoracic Surgery (EACTS). *Eur Heart J* 2021;**43**:561-632.
7. Elwyn G, Frosch D, Rollnick S. Dual equipoise shared decision making: definitions for decision and behaviour support interventions. *Implement Sci* 2009;**4**:75-75.
8. National Institute for Health and Care Excellence (NICE). Shared decision making: NICE Guideline. In. UK: NICE; 2021.
9. Lawton JS, Tamis-Holland JE, Bangalore S, Bates ER, Beckie TM, Bischoff JM, *et al.* 2021 ACC/AHA/SCAI Guideline for Coronary Artery Revascularization. *J Am Coll Cardiol* 2022;**79**:e21-e129.
10. Otto CM, Nishimura RA, Bonow RO, Carabello BA, Erwin JP, Gentile F, *et al.* 2020 ACC/AHA Guideline for the Management of Patients With Valvular Heart Disease. *J Am Coll Cardiol* 2021;**77**:e25-e197.
11. Sepucha KR, Borkhoff CM, Lally J, Levin CA, Matlock DD, Ng CJ, *et al.* Establishing the effectiveness of patient decision aids: key constructs and measurement instruments. *BMC Med Inform Decis Mak* 2013;**13**:S12.
12. Witteman HO, Ndjaboue R, Vaisson G, Dansokho SC, Arnold B, Bridges JFP, *et al.* Clarifying Values: An Updated and Expanded Systematic Review and Meta-Analysis. *Med Decis Making* 2021;**41**:801-820.
13. van Beek-Peters JJAM, van der Meer JBL, Faes MC, de Vos AJBM, van Geldorp MWA, Van den Branden BJL, *et al.* Professionals' views on shared decision-making in severe aortic stenosis. *Heart* 2022;**108**:558-564.
14. Astin F, Stephenson J, Probyn J, Holt J, Marshall K, Conway D. Cardiologists' and patients' views about the informed consent process and their understanding of the anticipated treatment benefits of coronary angioplasty: a survey study. *Eur J Cardiovasc Nurs* 2020;**19**:260-268.
15. Probyn JG, J. Holt, J. Conway, D. Astin, F. Percutaneous coronary intervention patients' and cardiologists' experiences of the informed consent process in Northern England: a qualitative study. *BMJ Open* 2017;**7**: e015127.
16. Dharmarajan K, Foster J, Coylewright M, Green P, Vavalle JP, Faheem O, *et al.* The medically managed patient with severe symptomatic aortic stenosis in the TAVR era: Patient characteristics, reasons for medical management, and quality of shared decision making at heart valve treatment centers. *PLoS One* 2017;**12**:e0175926.
17. Col NF, Otero D, Lindman BR, Horne A, Levack MM, Ngo L, *et al.* What matters most to patients with severe aortic stenosis when choosing treatment? Framing the conversation for shared decision making. *PLoS One* 2022;**17**:e0270209.

18. Stacey D, Legare F, Lewis K, Barry MJ, Bennett CL, Eden KB, *et al.* Decision aids for people facing health treatment or screening decisions. *Cochrane Database Syst Rev* 2017;**4**:Cd001431.
19. Stacey D, Suwalska V, Boland L, Lewis KB, Presseau J, Thomson R. Are Patient Decision Aids Used in Clinical Practice after Rigorous Evaluation? A Survey of Trial Authors. *Med Decis Making* 2019;**39**:805-815.
20. Coylewright M, O'Neill E, Sherman A, Gerling M, Adam K, Xu K, *et al.* The Learning Curve for Shared Decision-making in Symptomatic Aortic Stenosis. *JAMA Cardiol* 2020;**5**:442-448.
21. Nichols EL, Elwyn G, DiScipio A, Sidhu MS, O'Malley AJ, Matlock DD, *et al.* Cardiology providers' recommendations for treatments and use of patient decision aids for multivessel coronary artery disease. *BMC Cardiovasc Disord* 2021;**21**:410.
22. Mitropoulou P, Grüner-Hegge N, Reinhold J, Papadopoulou C. Shared decision making in cardiology: a systematic review and meta-analysis. *Heart* 2022;heartjnl-2022-321050.
23. Grüne B, Kriegmair MC, Lenhart M, Michel MS, Huber J, Köther AK, *et al.* Decision Aids for Shared Decision-making in Uro-oncology: A Systematic Review. *Eur Urol Focus* 2021.
24. Torres Roldan VD, Brand-McCarthy SR, Ponce OJ, Belluzzo T, Urtecho M, Espinoza Suarez NR, *et al.* Shared Decision Making Tools for People Facing Stroke Prevention Strategies in Atrial Fibrillation: A Systematic Review and Environmental Scan. *Med Decis Making* 2021;**41**:540-549.
25. Higgins JPT, Thomas J, Chandler J, Cumpston M, Li T, Page MJ, Welch VA. Cochrane Handbook for Systematic Reviews of Interventions. In. www.training.cochrane.org/handbook: Cochrane; 2022.
26. Page MJ, McKenzie JE, Bossuyt PM, Boutron I, Hoffmann TC, Mulrow CD, *et al.* The PRISMA 2020 statement: an updated guideline for reporting systematic reviews. *BMJ* 2021;**372**:n71.
27. Elwyn G, O'Connor A, Stacey D, Volk R, Edwards A, Coulter A, *et al.* Developing a quality criteria framework for patient decision aids: online international Delphi consensus process. *BMJ* 2006;**333**:417.
28. DerSimonian R, Laird N. Meta-analysis in clinical trials. *Control Clin Trials* 1986;**7**:177-188.
29. StataCorp. Stata Statistical Software: Release 17. In. College Station, TX: StataCorp LLC.; 2021.
30. Joseph-Williams N, Newcombe R, Politi M, Durand MA, Sivell S, Stacey D, *et al.* Toward Minimum Standards for Certifying Patient Decision Aids: A Modified Delphi Consensus Process. *Med Decis Making* 2014;**34**:699-710.
31. Sepucha KR, Abhyankar P, Hoffman AS, Bekker HL, LeBlanc A, Levin CA, *et al.* Standards for UNiversal reporting of patient Decision Aid Evaluation studies: the development of SUNDAE Checklist. *BMJ Qual Saf* 2018;**27**:380-388.
32. Sterne JAC, Savović J, Page MJ, Elbers RG, Blencowe NS, Boutron I, *et al.* RoB 2: a revised tool for assessing risk of bias in randomised trials. *BMJ* 2019;**366**:l4898.
33. NHLBI Risk Assessment Work Group. Assessing Cardiovascular Risk Systematic Evidence Review From the Risk Assessment Work Group. In. Bethesda, MD: National Heart, Lung, and Blood Institute; 2013.
34. MAGIC Evidence Ecosystem Foundation (BMJ RapidRecs). TAVI versus SAVR for patients with severe symptomatic aortic stenosis at low to intermediate perioperative risk: for patients above 85 years with severe symptomatic aortic stenosis, at low or intermediate perioperative risk. <https://app.magicapp.org/#/guideline/1308>
35. MAGIC Evidence Ecosystem Foundation (BMJ RapidRecs). TAVI versus SAVR for patients with severe symptomatic aortic stenosis at low to intermediate perioperative risk: for patients 75-85 years with severe symptomatic aortic stenosis who are at low or intermediate perioperative risk. <https://app.magicapp.org/#/guideline/1308>
36. MAGIC Evidence Ecosystem Foundation (BMJ RapidRecs). TAVI versus SAVR for patients with severe symptomatic aortic stenosis at low to intermediate perioperative risk: for patients aged 65 to < 75 years and eligible for transfemoral TAVI or SAVR. <https://app.magicapp.org/#/guideline/1308>

37. MAGIC Evidence Ecosystem Foundation (BMJ RapidRecs). TAVI versus SAVR for patients with severe symptomatic aortic stenosis at low to intermediate perioperative risk: for patients aged < 65 years and eligible for transfemoral TAVI or SAVR. <https://app.magicapp.org/#/guideline/1308>
38. MAGIC Evidence Ecosystem Foundation (BMJ RapidRecs). TAVI versus SAVR for patients with severe symptomatic aortic stenosis at low to intermediate perioperative risk who cannot undergo transfemoral TAVR but can undergo transapical approach. <https://app.magicapp.org/#/guideline/1308>
39. Duke University. ADVICE: Navigating Aortic Valve Treatment Choices. <https://www.pcori.org/research-results/2013/comparing-two-treatments-aortic-valve-disease>
40. Col N. Aortic valve improved treatment approaches (AVITA) tool. <https://classic.clinicaltrials.gov/ct2/show/NCT04755426>
41. American College of Cardiology. A decision aid for treatment options for severe aortic stenosis (TAVI vs Symptom Management). <https://www.cardiosmart.org/assets/decision-aid/choosing-between-tavr-and-symptom-management>
42. American College of Cardiology. A decision aid for treatment options for severe aortic stenosis for patients deciding between TAVI and surgery. <https://www.cardiosmart.org/assets/decision-aid/choosing-between-tavr-and-surgery>
43. American College of Cardiology. Severe Aortic Stenosis Decision Aid. <https://sharedcardiology.org/tools/>
44. Lauck S, Borregaard B, Lewis K, De Souza I. Aortic Stenosis Choice (CHOICE-AS). <https://doi.org/10.1093/eurjcn/zvab060.027>
45. Lauck S, Borregaard B, Lewis K, De Souza I. Implementation of shared decision-making for aortic stenosis: Development of a patient decision aid. *Eur J Cardiovasc Nurs* 2021;**20**.
46. Mayo Foundation for Medical Education and Research. PCI Choice: Class I/II Stable Angina. <https://carethatfits.org/pci-choice/>
47. Mayo Foundation for Medical Education and Research. PCI Choice: Class III Stable Angina. 2012.
48. Mayo Clinic. Angina treatment: Stents, drugs, lifestyle changes - What's best? <https://www.mayoclinic.org/diseases-conditions/coronary-artery-disease/in-depth/angina-treatment/art-20046240>
49. Option Grid Collaborative. Angina: treatment options Option Grid™
50. DynaMed Decisions EBSCO Health. Chest Pain (Stable Angina) Treatment Options Option Grid™. www.ebsco.com
51. Duke University Medical Center clinicians and Healthwise. Coronary Artery Disease: What treatment would you prefer? <https://doi.org/10.1161/circoutcomes.118.005244>
52. Healthwise. Should I Have Angioplasty for Stable Chest Angina? <https://decisionaid.ohri.ca/Azsumm.php?ID=1202>
53. Health Dialog and Foundation for Informed Medical Decision Making. Treatment Choices for Stable Chest Discomfort.
54. Harris E, Conway D, Jimenez-Aranda A, Butts J, Hedley-Takhar P, Thomson R, Astin F. CONNECT: COroNary aNgioplasty dECision Tool.
55. NHS England Vale of York Clinical Commissioning Group. Deciding what to do about stable angina. <https://www.valeofyorkccg.nhs.uk/rss/home/patient-decision-making/shared-decision-making/>
56. Harris E, Conway D, Jimenez-Aranda A, Butts J, Hedley-Takhar P, Thomson R, Astin F. Development and user-testing of a digital patient decision aid to facilitate shared decision-making for people with stable angina. *BMC Med Inform Decis Mak* 2022;**22**:143.
57. Doll JA, Jones WS, Likhnygina Y, Culpepper S, Parks RL, Calhoun C, *et al*. PREPARED Study: A Study of Shared Decision-Making for Coronary Artery Disease. *Circ Cardiovasc Qual Outcomes* 2019;**12**:e005244.

58. Brennan JM, Dokholyan RS, Graham F, Thomas L, Cohen DJ, Shahian D, *et al.* Comparing Two Treatments for Aortic Valve Disease. In. Patient-Centered Outcomes Research Institute (PCORI): Duke University; 2020.
59. Coylewright M, Shepel K, Leblanc A, Pencille L, Hess E, Shah N, *et al.* Shared decision making in patients with stable coronary artery disease: PCI choice. *PLoS One* 2012;**7**:e49827.
60. Coylewright M, Dick S, Zmolek B, Askelin J, Hawkins E, Branda M, *et al.* PCI Choice Decision Aid for Stable Coronary Artery Disease: A Randomized Trial. *Circ Cardiovasc Interv* 2016;**9**:767-776.
61. Valentine KD, Marques F, Selberg A, Flannery L, Langer N, Inglessis I, *et al.* Impact of Decision Aid on Decision-making of Patients With Severe Aortic Stenosis: Randomized Pilot Study. *JSCAI* 2022;**1**:100025.
62. Hinsberg L, Marques F, Leavitt L, Skubisz C, Sepucha K, Wasfy JH. Comparing the effectiveness of two different decision aids for stable chest discomfort. *Coron artery dis* 2018;**29**:230-236.
63. Einfeld K. Implementation of Peer Support and Shared Decision-Making Aids for the Transcatheter Aortic Valve Replacement Population. Boise State University, School of Nursing 2020.
64. Scalia P, Durand MA, Kremer J, Faber M, Elwyn G. Online, Interactive Option Grid Patient Decision Aids and their Effect on User Preferences. *Med Decis Making* 2018;**38**:56-68.
65. Stacey D, Légaré F, Boland L, Lewis KB, Loiselle M-C, Hoefel L, *et al.* 20th Anniversary Ottawa Decision Support Framework: Part 3 Overview of Systematic Reviews and Updated Framework. *Med Decis Making* 2020;**40**:379-398.
66. Elwyn G, Hutchings H, Edwards A, Rapport F, Wensing M, Cheung WY, Grol R. The OPTION scale: measuring the extent that clinicians involve patients in decision-making tasks. *Health Expect* 2005;**8**:34-42.
67. Degner LF, Sloan JA, Venkatesh P. The Control Preferences Scale. *Can J Nurs Res* 1997;**29**:21-43.
68. Elwyn G, Barr PJ, Grande SW, Thompson R, Walsh T, Ozanne EM. Developing CollaboRATE: A fast and frugal patient-reported measure of shared decision making in clinical encounters. *Patient Educ Couns* 2013;**93**:102-107.
69. Bennett C, Graham ID, Kristjansson E, Kearing SA, Clay KF, O'Connor AM. Validation of a preparation for decision making scale. *Patient Educ Couns* 2010;**78**:130-133.
70. Legare F, Kearing S, Clay K, Gagnon S, D'Amours D, Rousseau M, O'Connor A. Are you SURE?: Assessing patient decisional conflict with a 4-item screening test. *Can Fam Physician* 2010;**56**:e308-314.
71. O'Connor AM. Validation of a decisional conflict scale. *Med Decis Making* 1995;**15**:25-30.
72. Hibbard JH, Greene J. What the evidence shows about patient activation: better health outcomes and care experiences; fewer data on costs. *Health Aff (Millwood)* 2013;**32**:207-214.
73. Zeuner R, Frosch DL, Kuzemchak MD, Politi MC. Physicians' perceptions of shared decision-making behaviours: a qualitative study demonstrating the continued chasm between aspirations and clinical practice. *Health Expect* 2015;**18**:2465-2476.
74. Henry MS. Uncertainty, responsibility, and the evolution of the physician/patient relationship. *J Med Ethics* 2006;**32**:321-323.
75. Keating NL, Gandhi TK, Orav EJ, Bates DW, Ayanian JZ. Patient Characteristics and Experiences Associated With Trust in Specialist Physicians. *Arch Intern Med* 2004;**164**:1015-1020.
76. Mentrup S, Harris E, Gomersall T, Köpke S, Astin F. Patients' Experiences of Cardiovascular Health Education and Risk Communication: A Qualitative Synthesis. *Qual Health Res* 2020;**30**:88-104.
77. Joseph-Williams N, Abhyankar P, Boland L, Bravo P, Brenner AT, Brodney S, *et al.* What Works in Implementing Patient Decision Aids in Routine Clinical Settings? A Rapid Realist Review and Update from the International Patient Decision Aid Standards Collaboration. *Med Decis Making* 2021;**41**:907-937.
78. Pew Research Center. Survey of U.S. adults conducted Jan. 25-Feb, 8, 2021. In: Pew Research Center,; 2021.
79. Office for National Statistics. Internet users 2020. In. Office for National Statistics; 2021.

- 1 80. Yao R, Zhang W, Evans R, Cao G, Rui T, Shen L. Inequities in Health Care Services Caused by the
2 Adoption of Digital Health Technologies: Scoping Review. *J Med Internet Res* 2022;**24**:e34144.
- 3 81. Pérez-Stable EJ, El-Toukhy S. Communicating with diverse patients: How patient and clinician
4 factors affect disparities. *Patient Educ Couns* 2018;**101**:2186-2194.
- 5 82. Tang H, Wang S, Dong S, Du R, Yang X, Cui P, *et al.* Surgery decision conflict and its related
6 factors among newly diagnosed early breast cancer patients in China: A cross-sectional study. *Nurs Open*
7 2021;**8**:2578-2586.
- 8 83. Peters LJ, Torres-Castaño A, van Etten-Jamaludin FS, Perestelo Perez L, Ubbink DT. What helps
9 the successful implementation of digital decision aids supporting shared decision-making in
10 cardiovascular diseases? A systematic review. *Eur Heart J Digit Health* 2023;**4**:53-62.

GRAPHICAL ABSTRACT LEGEND

AS: aortic stenosis; CAD: coronary artery disease; CI: Confidence Interval; PtDAs: Patient Decision Aids; PCI: Percutaneous Coronary Intervention; TAVI: Transcatheter Aortic Valve Implantation

TABLE TITLES AND LEGENDS

Table 1. Overview of PtDAs

Online sources: ^a<https://sharedcardiology.org>; ^bEuropean Society of Cardiology Website <https://www.escardio.org/>; ^cThe Ottawa Hospital Research Institute Decision Aid Library Inventory <https://decisionaid.ohri.ca/index.html>; ^dEBSCO Health care <https://www.ebsco.com/health-care/products/my-health-decisions>; ^eVale of York NHS <https://www.valeofyorkccg.nhs.uk/rss/home/patient-decision-making/shared-decision-making/>

Table 2: Characteristics of PtDAs

* Only paper version evaluated, web version unavailable. EVC: Explicit values clarification; HCP: Healthcare professional; Tx: Treatment

Table 3. Overview of studies

*: statistical significance ($p < 0.05$); **: Sum of scores on 3-item questionnaire, max score, 12; lower values indicate higher health literacy. \leftrightarrow : no change; \uparrow : higher value/score; \downarrow : lower value/score AS: aortic stenosis; CAD: coronary artery disease; CSE: Cardiac Self-Efficacy; DAOH: Days Alive And Out Of Hospital; DCS: Decisional Conflict Scale; DM: Diabetes Mellitus; GAD-7: Generalised Anxiety Disorder-7; IPDAS: International Patient Decision Aid Standards; NS: not significant ($p > 0.05$); OMT: optimal medical therapy; PCI: percutaneous coronary intervention; PtDA: patient decision aid; RCT: Randomised Controlled Trial; SD: standard deviation; SDM: shared decision-making; SAVR: Surgical Aortic Valve Replacement; TAVR: Transcatheter Aortic Valve Replacement; UC: usual care

FIGURE TITLES AND LEGENDS

Figure 1: PRISMA 2020 flow-diagram²⁶

Figure 2: Forest plot for the meta-analysis of patient knowledge scores

Figure 3: Forest plot for meta-analysis of decisional conflict scores

Figure 4: Risk of bias summary using the Cochrane RoB2 tool

NOVELTY BOX

- This is the first review to systematically identify and evaluate the availability, characteristics, and quality of patient decision aids for use in severe aortic stenosis and chronic coronary artery disease patient pathways.
- A barrier to implementing shared decision-making for people with heart disease or aortic stenosis is the lack of high quality, up to date, publicly available patient decision aids.
- Existing patient decision aids are not tailored to meet the needs of people with low health literacy levels or from underserved populations.
- Patient decision aids in this review improved patient knowledge but decisional conflict scores were unchanged, possibly due to a ceiling effect.

Table 1. Overview of PtDAs

PtDA	Treatment options	Author(s) and/or developing Organisation	Date developed or updated	Country and language	Format	Availability	Source of identification
PtDAs for aortic stenosis treatment options							
ADVICE: Navigating Aortic Valve Treatment Choices ³⁹	<ul style="list-style-type: none"> • TAVI • SAVR 	Brennan JM, <i>et al.</i> , Duke University	2017	USA, English	Web-based	Not available: Website deactivated.	Literature ⁵ ⁸ identified via online sources ^a
Aortic Stenosis Choice (CHOICE-AS) ^{44,45}	<ul style="list-style-type: none"> • TAVI • SAVR 	Lauck S, <i>et al.</i> ⁴⁵	Ongoing	Canada, English	Web-based	Not currently available. PtDA development and testing study ongoing. Contact authors for access.	Online sources ^b
Aortic valve improved treatment approaches (AVITA) tool ⁴⁰	<ul style="list-style-type: none"> • No valve replacement (medication s/ comfort care) • TAVI • SAVR 	Shared Decision-Making Resources collaborating with Edward Lifesciences	Ongoing	USA, English	Web-based	Not currently available. PtDA development and pilot study ongoing. Contact authors for access.	Trial registry NCT04755426
A decision aid for treatment options for severe aortic stenosis (TAVI vs Symptom Management) ⁴¹	<ul style="list-style-type: none"> • Symptom Management (Taking medications only) • TAVI 	American College of Cardiology	August 2017	USA, English, Spanish, French	Eight-page booklet (pdf)	https://www.cardiosmart.org/assets/decision-aid/choosing-between-tavr-and-symptom-management	Literature ⁶ ³
A decision aid for treatment options for severe aortic stenosis for patients deciding between TAVI and surgery ⁴²	<ul style="list-style-type: none"> • TAVI • SAVR 	American College of Cardiology	July 2020	USA, English, Spanish, French	Eight-page booklet (pdf)	https://www.cardiosmart.org/assets/decision-aid/choosing-between-tavr-and-surgery	Literature ⁶ ^{1,63}
Severe Aortic Stenosis Decision Aid ⁴³	<ul style="list-style-type: none"> • Symptom Management (Palliative care) 	American College of	2014	USA, English	One-page pdf	https://sharedcardiology.org/tools/ and available in Figure 1 in published study ²⁰	Literature ² ⁰

Cardiac Patient Decision Aids Systematic Review

PtDA	Treatment options	Author(s) and/or developing Organisation	Date developed or updated	Country and language	Format	Availability	Source of identification
	<ul style="list-style-type: none"> TAVI 	Cardiology					
TAVI versus SAVR for patients with severe symptomatic aortic stenosis at low to intermediate perioperative risk: for patients above 85 years with severe symptomatic aortic stenosis, at low or intermediate perioperative risk ³⁴	<ul style="list-style-type: none"> TAVI SAVR 	MAGIC Evidence Ecosystem Foundation (BMJ RapidRecs)	May 2017	Multiple countries, English, Norwegian; partial translation into 12 other languages on website	Web-based with option to create a 13-page pdf	https://app.magicapp.org/#/guideline/1308	Online sources ^a
TAVI versus SAVR for patients with severe symptomatic aortic stenosis at low to intermediate perioperative risk: for patients 75-85 years with severe symptomatic aortic stenosis who are at low or intermediate perioperative risk ³⁵	<ul style="list-style-type: none"> TAVI SAVR 	MAGIC Evidence Ecosystem Foundation (BMJ RapidRecs)	May 2017	Multiple countries, English, Norwegian; partial translation into 12 other languages on website	Web-based with option to create a 13-page pdf	https://app.magicapp.org/#/guideline/1308	Online sources ^a

Cardiac Patient Decision Aids Systematic Review

PtDA	Treatment options	Author(s) and/or developing Organisation	Date developed or updated	Country and language	Format	Availability	Source of identification
TAVI versus SAVR for patients with severe symptomatic aortic stenosis at low to intermediate perioperative risk: for patients aged 65 to < 75 years and eligible for transfemoral TAVI or SAVR ³⁶	<ul style="list-style-type: none"> • TAVI • SAVR 	MAGIC Evidence Ecosystem Foundation (BMJ RapidRecs)	May 2017	Multiple countries, English, Norwegian; partial translation into 12 other languages on website	Web-based with option to create a 13-page pdf	https://app.magicapp.org/#/guideline/1308	Online sources ^a
TAVI versus SAVR for patients with severe symptomatic aortic stenosis at low to intermediate perioperative risk: for patients aged < 65 years and eligible for transfemoral TAVI or SAVR ³⁷	<ul style="list-style-type: none"> • TAVI • SAVR 	MAGIC Evidence Ecosystem Foundation (BMJ RapidRecs)	May 2017	Multiple countries, English, Norwegian; partial translation into 12 other languages on website	Web-based with option to create a 13-page pdf	https://app.magicapp.org/#/guideline/1308	Online sources ^a
TAVI versus SAVR for patients with severe symptomatic aortic stenosis at low to intermediate perioperative risk who cannot undergo	<ul style="list-style-type: none"> • TAVI • SAVR 	MAGIC Evidence Ecosystem Foundation (BMJ RapidRecs)	May 2017	Multiple countries, English, Norwegian; partial translation into 12 other languages on website	Web-based with option to create a 13-page pdf	https://app.magicapp.org/#/guideline/1308	Online sources ^a

Cardiac Patient Decision Aids Systematic Review

PtDA	Treatment options	Author(s) and/or developing Organisation	Date developed or updated	Country and language	Format	Availability	Source of identification
transfemoral TAVR but can undergo transapical approach ³⁸				ges on website			
PtDAs for chronic coronary artery disease treatment options							
Angina treatment: Stents, drugs, lifestyle changes - What's best? ⁴⁸	<ul style="list-style-type: none"> • Medications • Angioplasty and stent placement • Enhanced external counter-pulsation (EECP) therapy • Lifestyle changes 	Mayo clinic	May 2021	USA, English	Web-based	https://www.mayoclinic.org/diseases-conditions/coronary-artery-disease/in-depth/angina-treatment/art-20046240	Online sources ^c
Angina: treatment options Option Grid ^{TM49}	<ul style="list-style-type: none"> • Medical Management • Stenting (angioplasty) 	Option Grid Collaborative	2015/16	USA, English	Web-based	Out of date: no longer available.	Literature ⁶⁴
Chest Pain (Stable Angina) Treatment Options Option Grid ^{TM50}	<ul style="list-style-type: none"> • Non-invasive treatment (medicines, lifestyle changes) • Invasive treatment (stent or bypass surgery) 	DynaMed Decision Support, EBSCO Health	December 2021. Updated when new relevant scientific evidence becomes available	USA, English	Web-based with option to create a 4-page pdf	Not publicly available. Contact EBSCO Health for cost (www.ebsco.com).	Online sources ^d
CONNECT: COroNary aNgioPlasty dECision Tool ⁵⁴	<ul style="list-style-type: none"> • Medicines only • Coronary angiogram test and treatment with coronary 	Harris, E, <i>et al.</i> ⁵⁶	February 2021	UK, English	Web-based	Not currently publicly available. Randomised feasibility study ongoing. Contact authors for access.	Literature ⁵⁶

Cardiac Patient Decision Aids Systematic Review

PtDA	Treatment options	Author(s) and/or developing Organisation	Date developed or updated	Country and language	Format	Availability	Source of identification
	angioplasty, if beneficial, AND medicines						
Coronary Artery Disease: What treatment would you prefer? ⁵¹	<ul style="list-style-type: none"> Medicines only Angioplasty (stent) Bypass surgery 	Duke University Medical Center clinicians and Healthwise	2015	USA, English	Web-based; 8-page paper version available within publication	Web version: access unknown. Paper version shown in the supplementary material in published study ⁵⁷ https://doi.org/10.1161/circoutcomes.118.005244	Literature ⁵⁷
Deciding what to do about stable angina ⁵⁵	<ul style="list-style-type: none"> Lifestyle changes Medical treatment Revascularisation (angioplasty or coronary artery bypass graft) 	NHS England Vale of York Clinical Commissioning Group	January 2017	UK, English	Nine-page pdf	https://www.valeofyorkccg.nhs.uk/rs/home/patient-decision-making/shared-decision-making/	Online sources ^e
PCI Choice: Class I/II Stable Angina ⁴⁶	<ul style="list-style-type: none"> Medicines alone Medicines + stents 	Mayo Foundation for Medical Education and Research	2012	USA, English	Two-page pdf	https://carethatfits.org/pci-choice/	Literature ^{59,60}
PCI Choice: Class III Stable Angina ⁴⁷	<ul style="list-style-type: none"> Medicines alone Medicines + stents 	Mayo Foundation for Medical Education and Research	2012	USA, English	Two-page pdf	https://carethatfits.org/pci-choice/	Literature ^{59,60}
Should I Have Angioplasty for Stable Chest Angina? ⁵²	<ul style="list-style-type: none"> Take medicines and have a healthy lifestyle 	Healthwise	Updated 2022	USA, English	Web-based with option to create a 19-	https://decisionaid.ohri.ca/Azsumm.php?ID=1202 Licence required for distribution to patients or consumers.	Literature ⁶²

Cardiac Patient Decision Aids Systematic Review

PtDA	Treatment options	Author(s) and/or developing Organisation	Date developed or updated	Country and language	Format	Availability	Source of identification
	<ul style="list-style-type: none"> • Angioplasty , along with taking medicines and having a healthy lifestyle 				page "printer friendly" version		
Treatment Choices for Stable Chest Discomfort ⁵³	<ul style="list-style-type: none"> • Medical therapy • Percutaneous coronary intervention (PCI) 	Health Dialog and Foundation for Informed Medical Decision Making	2014 version	USA, English	Booklet (36-page paper) and DVD (20 min)	Not publicly available. Contact Health Dialog for cost.	Literature ⁶ ₂

Table 2: Characteristics of PtDAs

PtDA	Format & Delivery	Design & Development	EVC method	Tx preference indication	Other interaction	Risk/benefits presentation	Patient stories	No. of IPDA S criteria achieved
PtDAs for aortic stenosis treatment options								
A decision aid for treatment options for severe aortic stenosis (TAVI vs Symptom Management) ⁴¹	Paper booklet reviewed by patient pre-consultation	Colour text, graphics, text boxes, photos of people, images to explain disease and procedure. 15-min video on website. Development not described.	4 questions with open-text responses about hopes, concerns, questions for HCPs and family	None	-	Side-by-side list & icon arrays (100 heart icons); natural frequencies (denominator : 100); positive & negative framing	2 scenarios. Patient's tx choice shown	Fully: 11 Partially: 0 Not met: 1
A decision aid for treatment options for severe aortic stenosis for patients deciding between TAVI and surgery ⁴²	Paper booklet reviewed by patient pre-consultation	Colour text, graphics, text boxes, photos of people, images to explain disease and procedure. 18.5-min video on website. Development not described.	4 questions with open-text responses about hopes, concerns, questions for HCPs and family	None	-	Side-by-side list & icon arrays (10 people icons); natural frequencies (denominator : 10 & 100); mostly negative framing used; positive & negative used for survival	2 scenarios. Patient's tx choice shown	Fully: 11 Partially: 1 Not met: 0
Severe Aortic Stenosis Decision Aid ⁴³	Brief 1-page paper 'Encounter PtDA' reviewed during consultation with HCP	Colour text, text boxes, graphs Development briefly described ²⁰	Conversation guide with 1 question asking the patient "What matters most to you?"	Open-text response to indicate patient and HCP's shared decision	-	Side-by-side list, icon arrays (100 circles) & line graphs; positive & negative framing	None	N/A

Cardiac Patient Decision Aids Systematic Review

PtDA	Format & Delivery	Design & Development	EVC method	Tx preference indication	Other interaction	Risk/benefits presentation	Patient stories	No. of IPDA S criteria achieved
TAVI versus SAVR for patients with severe symptomatic aortic stenosis at low to intermediate perioperative risk (5 versions for different age groups ³⁴⁻³⁸)	Web-based interactive 'Encounter PtDA' reviewed during consultation with HCP	Text, pop-up boxes, black/white icons Clinical content review described on website. Option to download as pdf.	None	None	Web version only: HCP navigates between sections to guide discussion and explore outcomes the patient wants to discuss	Icon arrays (1000 people icons); side-by-side natural frequencies (denominator : 1000); mix of positive or negative framing	None	Fully: 8 Partially: 3 Not met: 1
PtDAs for chronic CAD treatment options								
Angina treatment : Stents, drugs, lifestyle changes - What's best? ⁴⁸	Website . Delivery not specified	Text, colour image to explain procedure. Development not described.	None	None	-	Only states one risk (blockage re-forming). Likelihood not provided.	None	Fully: 5 Partially: 2 Not met: 5
CONNECT: COroNary aNgioplasty dECision Tool ^{54,56}	Web-based reviewed by patient pre-consultation. Personalised summary to be shared with HCP during consultation	Text, drop-down boxes, pop-up boxes, tables, colour icons, colour diagrams to explain disease and procedure, multiple short animated videos,	Open-text box for patient to add the top 3 things that matter most to them when considering their tx options	Multiple choice question with 'not sure' as an option. A smiley face 5-point Likert scale to indicate level of certainty	Patient input: navigation between sections; 6-item multiple-choice Angina Symptom Evaluation Questionnaire; Open-text box to add worries or questions. Generates personal summary of answers.	Side-by-side comparison table; icon arrays (1000 people icons for PCI risks, 100 people for benefits of both options); natural frequencies (denominator : 1000, 5000); positive & negative framing	Text and audio quotes from 5 fictional patients. Tx choice not shown.	Fully: 12 Partially: 0 Not met: 0

Cardiac Patient Decision Aids Systematic Review

PtDA	Format & Delivery	Design & Development	EVC method	Tx preference indication	Other interaction	Risk/benefits presentation	Patient stories	No. of IPDA S criteria achieved
		photos of people. Development fully described ⁵⁶ .		y with choice				
Coronary Artery Disease: What treatment would you prefer? (paper version only)* ⁵¹	Web and paper reviewed by patient on the day of diagnostic angiogram	Paper version: Text, colour graphics, table, pictures and icons, colour diagrams to explain disease and procedures. Development described briefly ⁵⁷ .	None	One question asking patient to record preferred tx	-	Side-by-side lists; icon arrays (100 people icons); natural frequencies (denominator : 1000); negative framing	None	Fully: 9 Partially: 0 Not met: 3
Deciding what to do about stable angina ⁵⁵	Paper-based reviewed by patient pre-consultation or with HCP during consultation	Text, diagram, tables. Development not described.	None	None	6 questions for the patient to consider (no space for patient answers)	Side-by-side comparison table; positively framed natural frequencies for symptom improvement for PCI/CABG option only (denominator : 100); negatively framed natural frequencies (denominator : 100) for medicines option; descriptive words for PCI	None	Fully: 9 Partially: 1 Not met: 2

Cardiac Patient Decision Aids Systematic Review

PtDA	Format & Delivery	Design & Development	EVC method	Tx preference indication	Other interaction	Risk/benefits presentation	Patient stories	No. of IPDA S criteria achieved
						& CABG (small, low, higher)		
PCI Choice (2 versions for either Class I/II or Class III Stable Angina ^{46,47})	Brief 2-page paper 'Encounter PtDA' reviewed during consultation with HCP	Colour text, text boxes, colour icons. Development fully described ⁵⁹ .	None	Two questions asking for preferred tx	None	Side-by-side icon arrays (100 circles icons); natural frequencies (denominator : 100) with positive & negative framing	None	N/A
Should I Have Angioplasty for Stable Chest Angina? ⁵²	Web-based pre-consultation. Delivery determined by distributor. In publication ⁶² , the link to the PtDA website was e-mailed to patients' pre-consultation.	Web: Text, drop-down boxes, pop-up boxes, tables, colour diagrams to explain procedure with real angiogram x-ray image. Clinical content review described on website. Option to download as pdf.	Rating scales: Four 7-point 'importance' Likert scales for 3 pre-set attributes & 1 open-box for patient to add other important attributes/values.	Two 7-point Likert scales to indicate preferred tx and level of certainty with choice	Patient input: navigation between sections; 3-item yes/no knowledge test; 3 yes/no questions about support & understanding, open-text box to add worries or questions. Generates personal summary of answers.	Side-by-side list; icon arrays (100 people icons); side-by-side natural frequencies (denominator : 100) with positive & negative framing for benefits; Negative framing for PCI risks	Quotes from 4 fictional patients. Tx choice shown.	Fully: 9 Partially: 3 Not met: 0

Table 3. Overview of studies

Study details	Study design	Methods, sample, and setting	Results	No. of SUNDAs items met
Studies reporting on the development, acceptability, and evaluation of PtDAs for aortic stenosis treatment options				
Brennan et al. 58 2020, USA	Multi-methods development study of risk calculator and PtDA for patients with AS (ADVICE ³⁹)	Setting: Duke University Medical Center 1) Development of risk calculator: Patient survey (SAVR n=10; TAVR n=10); Registry data review and questionnaire by 3 caregivers and 5 patients to identify patient characteristics to include in risk models. 2) Feedback on risk calculator: 4 rounds of semi-structured interviews with 6 TAVR and SAVR patients and caregivers. 3) SDM education resource development: multiple teleconference calls with a multi-disciplinary team including 7 patients and 3 caregivers to determine content. 4) Feedback on PtDA: Review by patient and caregiver stakeholders and semi-structured interviews with 6 patients scheduled for TAVR.	<ul style="list-style-type: none"> Web-based and mobile risk calculator developed. Risk models included 1-year outcomes for mortality, stroke, discharge location and QoL Patient and caregivers wanted risks to be presented in multiple ways (numeric and pictographs) and for a personalised interpretation of their data. Website readability scores: FRE: 60.93; FKGL: 7.02 Web-based resource developed with links to the risk calculator but no longer accessible (website deactivated). Feedback incorporated into resource. Website visits in 11 months: 2589 users. Average time on website: 1.5 min. 'Engaged users' n=817. 	Fully: 13 Partially: 3 Not met: 2 N/a: 8
Coylewright et al. 20 2020, USA	Single-centre nonrandomised pre-test post-test pilot study with 3 patient groups: UC (no PtDA); cardiologist's 1st use of PtDA (Severe Aortic Stenosis Decision Aid ⁴³); cardiologist's 5th use of PtDA	Setting: 2 TAVR centres in Northern New England 35 patients (56% female) with severe AS, at high or prohibitive surgical risk, for whom HCPs agree potential equipoise for TAVR and SAVR. <u>UC</u> : Each cardiologist (n=4) or pair (n=1) audio recorded a consultation without PtDA with 5 patients each (25 total). Patients' mean (SD) age: 85 (7.5) years; 75% achieved high-school education or greater. <u>1st use of PtDA</u> : Each cardiologist/pair used the PtDA with 1 patient (5 total). Patients' mean (SD) age: 82 (10.5) years; 100% achieved high-school education or greater (1 missing response). <u>5th use of PtDA</u> : Each cardiologist/pair's 5th time of using the PtDA with a patient (n=5). Patients' mean (SD) age*: 93 (2.7) years; 80% achieved high-school education or greater.	<ul style="list-style-type: none"> SURE score for decisional conflict: ↔ Post-consultation knowledge: ↑ with PtDA* OPTION score for SDM: ↑ with PtDA* Patient satisfaction: ↑ with PtDA* 	Full: 19 Partial: 4 No: 3 N/a: 0

Cardiac Patient Decision Aids Systematic Review

Study details	Study design	Methods, sample, and setting	Results	No. of SUNDAs items met
Einfeld ⁶³ 2020, USA	Single-centre uncontrolled pre-post intervention (peer support and use of PtDAs in patients considering TAVR) pilot study with 1 patient group 2 PtDAs: Treatment options for severe aortic stenosis- TAVI vs Symptom Management ⁴¹ and Treatment options for severe aortic stenosis for patients deciding between TAVI and surgery ⁴²	Setting: Community hospital in Pacific Northwest Patients with AS (n=12; 63-89 years; 42% Female) eligible for TAVR participated in peer-support (Mended Hearts programme). TAVR PtDAs integrated into UC consultations.	<ul style="list-style-type: none"> • Preparation for Decision Making Scale (post PtDA use): All patients felt that the PtDAs were 'somewhat' to 'a great deal' helpful in preparing for decision-making. • 11 patients completed peer-support • GAD-7 score: 4 patients ↓ anxiety, 5 ↔, 2 patients ↑ • Perceived cardiac self-efficacy with CSE scale before and after peer support: ↑ in 58% patients 	Full: 19 Partial: 3 Not: 4 N/a: 0
Valentine et al. ⁶¹ 2022, USA	Single-centre pilot 1:1 RCT (PtDA vs UC) of a PtDA delivered to patients with AS considering TAVR or SAVR PtDA: Treatment options for severe aortic stenosis for patients deciding between TAVI and surgery ⁴² Comparator: UC in-clinic discussion of treatment options, risks, and benefits, and an animation of the TAVR procedure. No written materials.	Setting: Massachusetts General Hospital, USA Patients (n=60, 100% White) with mild or moderate AS being assessed for either TAVR or surgical SAVR were randomised to PtDA or UC group. PtDA (n=31): mean age 74 (SD 6) years; 39% female; 89% achieved College education or greater. UC (n=28): mean age 71 (SD 8) years; 25% female; 75% achieved College education or greater.	<ul style="list-style-type: none"> • SURE scale for decisional conflict: ↔ • Knowledge: ↑ with PtDA* • CollaboRATE score: ↑ with PtDA* • SDM process scale: ↔ • Treatment preference: ↔ • Treatment received: ↔ • Preference concordance: ↑ with PtDA (NS) • Informed patient-centred decision: ↑ with PtDA (NS) 68% reported reviewing all the PtDA	Full: 19 Partial: 2 Not: 4 N/a: 1
Studies reporting on the development, acceptability, and evaluation of PtDAs for chronic coronary artery disease treatment options				
Coylewright et al. ⁵⁹ 2012, USA	Multi-phase development and single-centre acceptability study of PtDA (PCI Choice ^{46,47}) for patients with stable CAD	Setting: Mayo clinic 1) Evidence review and synthesis. 3) Prototype PtDA developed by 2 HCPs plus designer.	<ul style="list-style-type: none"> • Evidence from clinical guidelines and trials informed the risk and benefit information in the PtDA • Encounter PtDA developed, to be used 'upstream' from PCI procedure itself 	Fully: 13 Partially: 5 Not met: 0 N/a: 8

Cardiac Patient Decision Aids Systematic Review

Study details	Study design	Methods, sample, and setting	Results	No. of SUNDAs items met
	facing treatment with either OMT or PCI+OMT	4) Tested by Diabetes Research Advisory Group (15-20 community members with DM), and Cardiovascular Patient and Family Advisory Council (over 25 patients and family members) to develop first prototype. 5) Observed use in clinical setting with 25 patients. Revised PtDA over 1-2 weeks after each clinical observation.	<ul style="list-style-type: none"> • Preference for reduction in text and increased use of pictographs to illustrate risks and benefits of OMT and PCI 	
Coylewright et al. ⁶⁰ 2016, USA	Single-centre, randomised controlled (1:1) trial of PtDA (PCI Choice ^{46,47}) vs. UC (no PtDA)	Setting: Mayo clinic 124 Patients with stable CAD considering OMT +/- PCI treatment randomised to PtDA or UC group. <u>PtDA (n=65)</u> : mean age 69 (SD 10.9) years; 28% female; 100% White; 65% achieved College education or greater <u>UC (n=59)</u> : mean age 68 (SD 10.2) years; 25% female; 98% White; 71% achieved College education or greater.	<ul style="list-style-type: none"> • Overall DCS: ↔ • Informed subscale of DCS: ↓ with PtDA (NS) • Knowledge: ↑ with PtDA* • OPTION Scale for SDM: ↔ • PtDA fidelity score: 70.9%. contamination (i.e. discussion of SDM items) occurred in UC (50.6%) but significantly fewer SDM items were discussed compared to PtDA consultations* 	Full: 18 Partial: 5 No: 3 N/a: 0
Doll et al. ⁵⁷ 2019, USA	Two-part study: A) Single-centre prospective nonrandomised controlled pre-post-test study of PtDA (Coronary Artery Disease: What treatment would you prefer? ⁵¹) vs. UC (no PtDA, no treatment preferences) B) Pilot cluster randomised study embedded within above study	Setting: Duke University Hospital. A) 203 patients with chest pain, angina (acute and chronic) or NSTEMI, referred for diagnostic coronary angiography and considering treatment with either medical therapy, PCI or CABG, nonrandomised to PtDA or UC group. <u>UC (n=100)</u> : median age (IQR) 64 (56-70) years; 34% female; 76% White; 63% achieved College education or greater; Health literacy** mean (SD) 2 (2.6). <u>PtDA (n=103)</u> : median age (IQR) 63 (55-72) years; 43% female; 71% White; 71% achieved College education or greater; Health literacy** mean (SD) 1.5 (2.1). B) 103 patients in PtDA group randomised 50:53 to preference group (cardiologist received patients' treatment preferences) or control group (preferences not shared).	<ul style="list-style-type: none"> • Overall DCS: ↔ • Informed subscale of DCS: ↓ with PtDA* • Values clarity subscale of DCS: ↓ with PtDA* • Knowledge: ↑ with PtDA* • Control Preferences Scale: ↑ sense of SDM with PtDA* • Treatment preference: ↔ • Treatment received and concordance with patient preference: ↔ 	Full: 13 Partial: 8 Not: 5 N/a: 0

Cardiac Patient Decision Aids Systematic Review

Study details	Study design	Methods, sample, and setting	Results	No. of SUNDAs items met
Harris et al. ⁵⁶ 2022, UK	Multi-phase, multi-centre development and acceptability testing of a PtDA for people with stable angina considering elective coronary angioplasty treatment (CONNECT) ⁵⁶	Setting: 2 District General Hospitals in Northern England. 34 patients and 29 HCPs in total involved in various stages 1) Steering Group convened, evidence review, and 3 co-design workshops with 4 cardiologists, 9 nurses, & 9 members of heart support groups. 2) Alpha-testing of prototype 1 (cognitive interviews and acceptability questionnaire) with 9 HCPs and 6 patients, 1 patient/partner dyad in non-clinical settings. Patient sample: mean age 63 (SD 11) years; 29% female; 85% achieved College education; 71% had adequate HL. 3) PtDA refined and prototype 2 developed following consultations with 10 service users, 7 HCPs and the Steering Group. Feedback on prototype 2 collated from 9 new volunteers from community heart support groups, 1 Steering Group lay member, and 2 consultant cardiologists.	<ul style="list-style-type: none"> Web-based PtDA designed to be delivered at point of referral for PCI. Clinical evidence informed risks and benefits of treatment options. Participants felt the PtDA was acceptable, usable, comprehensible, desirable; has potential to facilitate SDM; and may improve patient safety via evaluation & communication of symptoms. Some cardiologists disagreed with the risk information content. CONNECT prototype 2 achieved all 12 applicable mandatory qualifying and certification criteria of the IPDAS checklist. Preferences for risk presentation varied. 	Full: 16 Partial: 2 Not: 0 N/a: 8
Hinsberg et al. ⁶² 2018, USA	Single-centre randomised comparator pilot trial to compare effects of two PtDAs for stable angina. DVD/booklet PtDA: Treatment Choices for Stable Chest Discomfort ⁵³ Web-based PtDA: Should I Have Angioplasty for Stable Chest Angina? ⁵²	Setting: Massachusetts General Hospital Heart Centre Patients (n=28) who had recently made decisions about treatment of stable CAD were randomised to DVD/paper booklet PtDA or web-based PtDA. <u>DVD/booklet PtDA</u> (n=15): mean age 73 (SD 11.6) years; 60% female; 100% White; 80% achieved College education or greater. <u>Web-based PtDA</u> (n=13): mean age 67 (SD 10.62) years; 23% female; 92% White; 54% achieved College education or greater.	<ul style="list-style-type: none"> Total knowledge scores: ↑ with DVD/booklet PtDA* Treatment preference for PCI: ↑ with web-based PtDA (NS) Patient satisfaction: ↑ with DVD/booklet PtDA (NS) Viewed all the PtDA: ↑ with DVD/booklet PtDA (NS) >20 min viewing the PtDA: ↑ with DVD/booklet PtDA (p=0.05) 	Full: 19 Partial: 4 Not: 2 N/a: 1
Scalia et al. ⁶⁴ 2018, USA	Cross-sectional observational study to evaluate whether Option Grid PtDAs change treatment preferences and which items of the PtDA are most important to users	Audit data collected from users of Option Grid PtDAs who had an account on the Option Grid website, over a 19-month period (June 2015 onwards). User responses in the PtDAs were collected from the top 5 most-used PtDAs. The Angina PtDA was accessed and fully completed by 88 users (47% female; 11% Hispanic, 46% not Hispanic, 43% ethnicity not stated;	For Angina treatment options: no significant preference shift between medical management and stenting; p=0.200.	Full: 16 Partial: 6 Not: 2 N/a: 2

Cardiac Patient Decision Aids Systematic Review

Study details	Study design	Methods, sample, and setting	Results	No. of SUNDAs items met
	PtDA: Angina treatment options Option Grid ⁴⁹	age range: 11% 20-30 yrs, 16% 31-40 yrs, 18% 41-50 yrs, 17% 51-60 yrs, 10% ≥ 60 yr, 27% not stated).		

Cardiac Patient Decision Aids Systematic Review

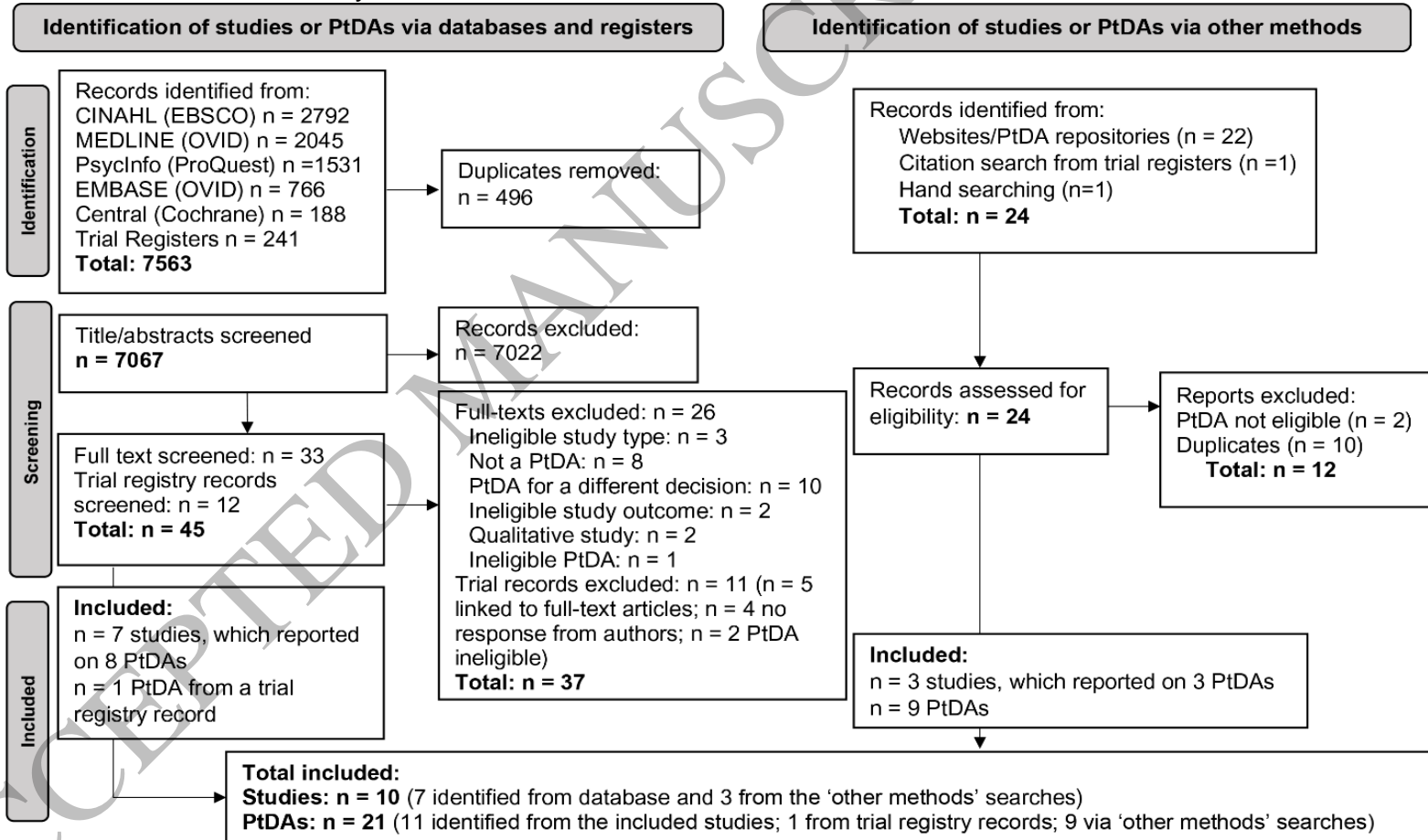


Figure 1
 167x102 mm (x DPI)

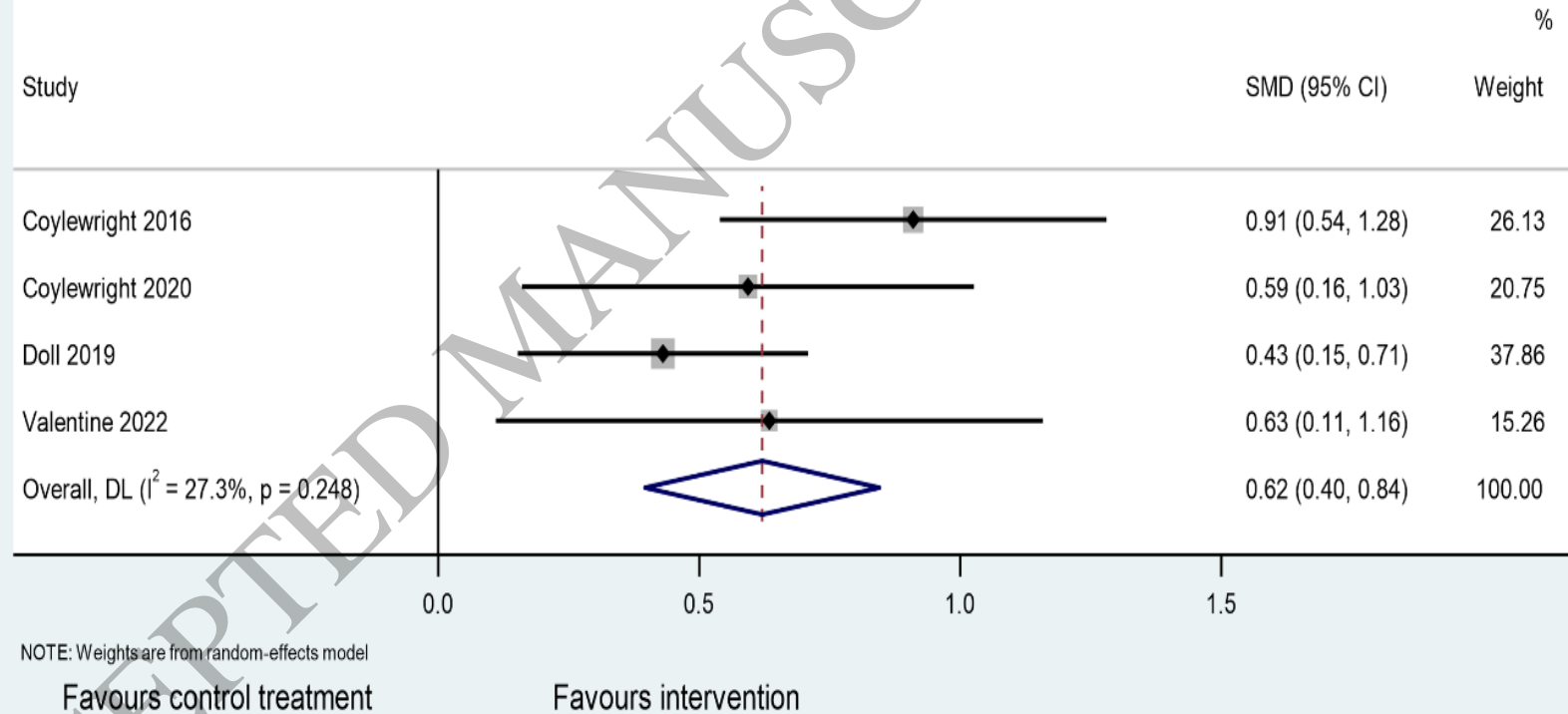


Figure 2
158x58 mm (x DPI)

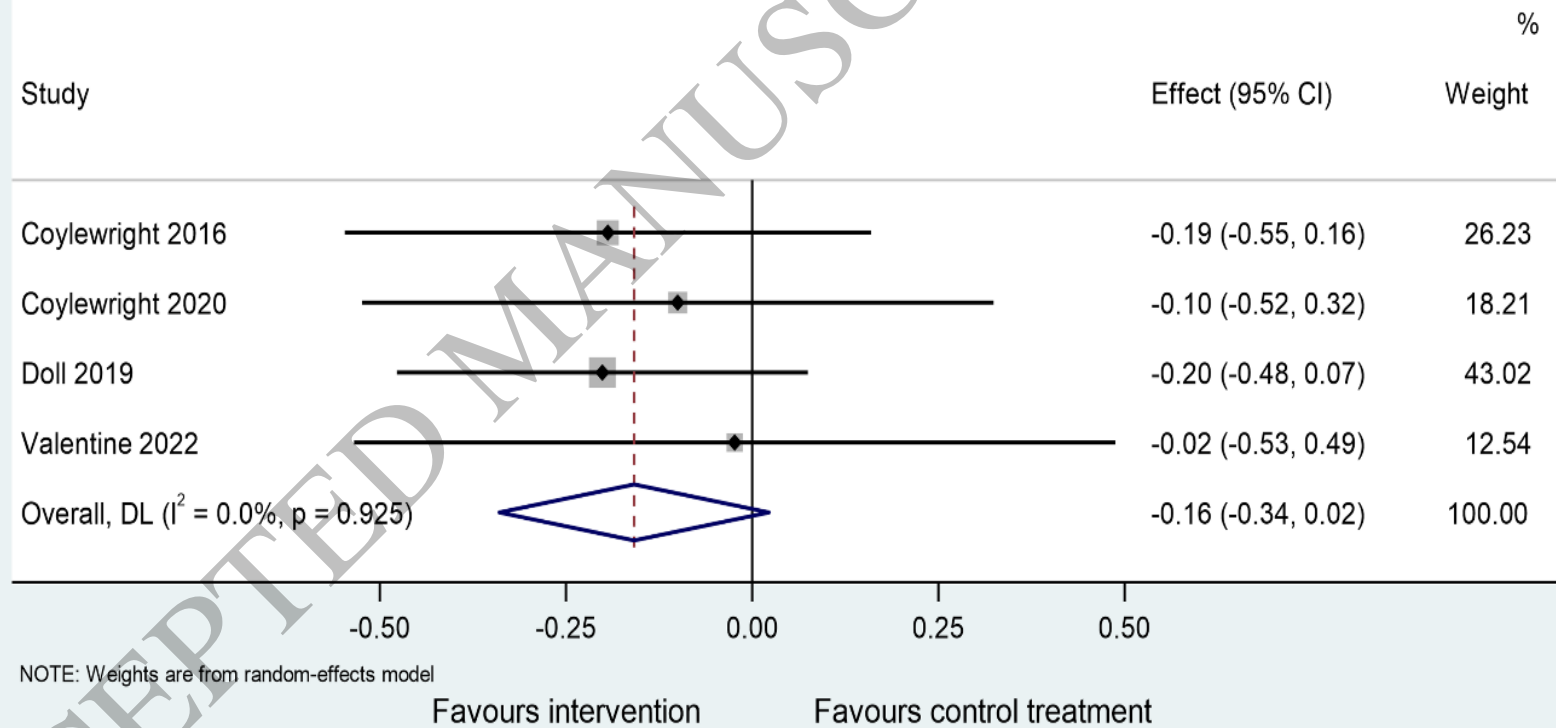














Figure 3
158x69 mm (x DPI)

	<u>D1</u>	<u>D2</u>	<u>D3</u>	<u>D4</u>	<u>D5</u>	<u>Overall</u>
Coylewright et al. 2016						
Valentine et al. 2022						

D1 Randomisation process

D2 Deviations from the intended interventions

D3 Missing outcome data

D4 Measurement of the outcome

D5 Selection of the reported result



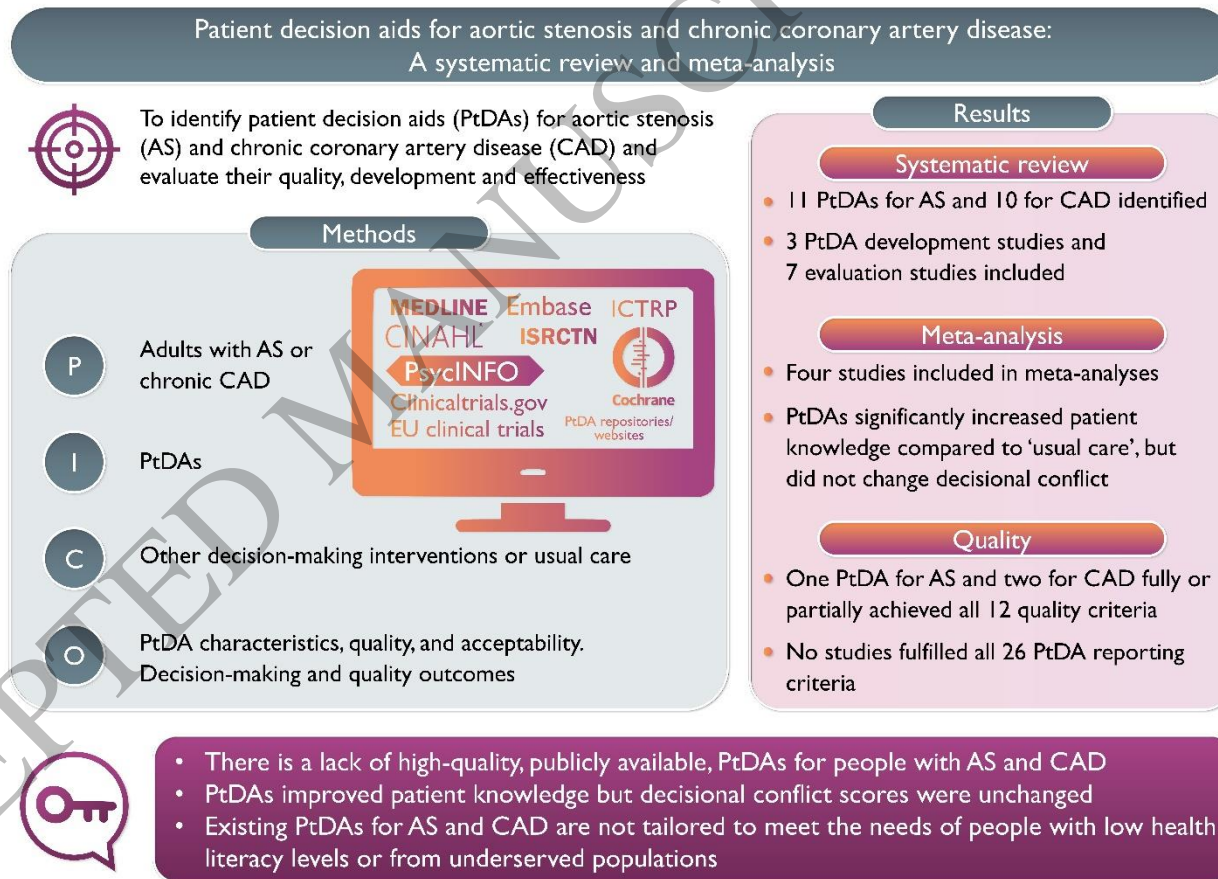
Low risk



Some concerns

Figure 4
167x59 mm (x DPI)

Cardiac Patient Decision Aids Systematic Review



Graphical Abstract

167x121 mm (x DPI)