

Jørgensen, Kristina Sand, Melzer, Alistair, Harper, Dave and Nevin, Owen
ORCID: <https://orcid.org/0000-0003-3513-8053> (2021) Observations on the behaviour of the northern hairy-nosed wombat (*Lasiorhinus krefftii*) in a translocated population. *Australian Mammalogy*, 43 . pp. 132-136.

Downloaded from: <https://insight.cumbria.ac.uk/id/eprint/5899/>

Usage of any items from the University of Cumbria's institutional repository 'Insight' must conform to the following fair usage guidelines.

Any item and its associated metadata held in the University of Cumbria's institutional repository Insight (unless stated otherwise on the metadata record) may be copied, displayed or performed, and stored in line with the JISC fair dealing guidelines (available [here](#)) for educational and not-for-profit activities

provided that

- the authors, title and full bibliographic details of the item are cited clearly when any part of the work is referred to verbally or in the written form
 - a hyperlink/URL to the original Insight record of that item is included in any citations of the work
- the content is not changed in any way
- all files required for usage of the item are kept together with the main item file.

You may not

- sell any part of an item
- refer to any part of an item without citation
- amend any item or contextualise it in a way that will impugn the creator's reputation
- remove or alter the copyright statement on an item.

The full policy can be found [here](#).

Alternatively contact the University of Cumbria Repository Editor by emailing insight@cumbria.ac.uk.

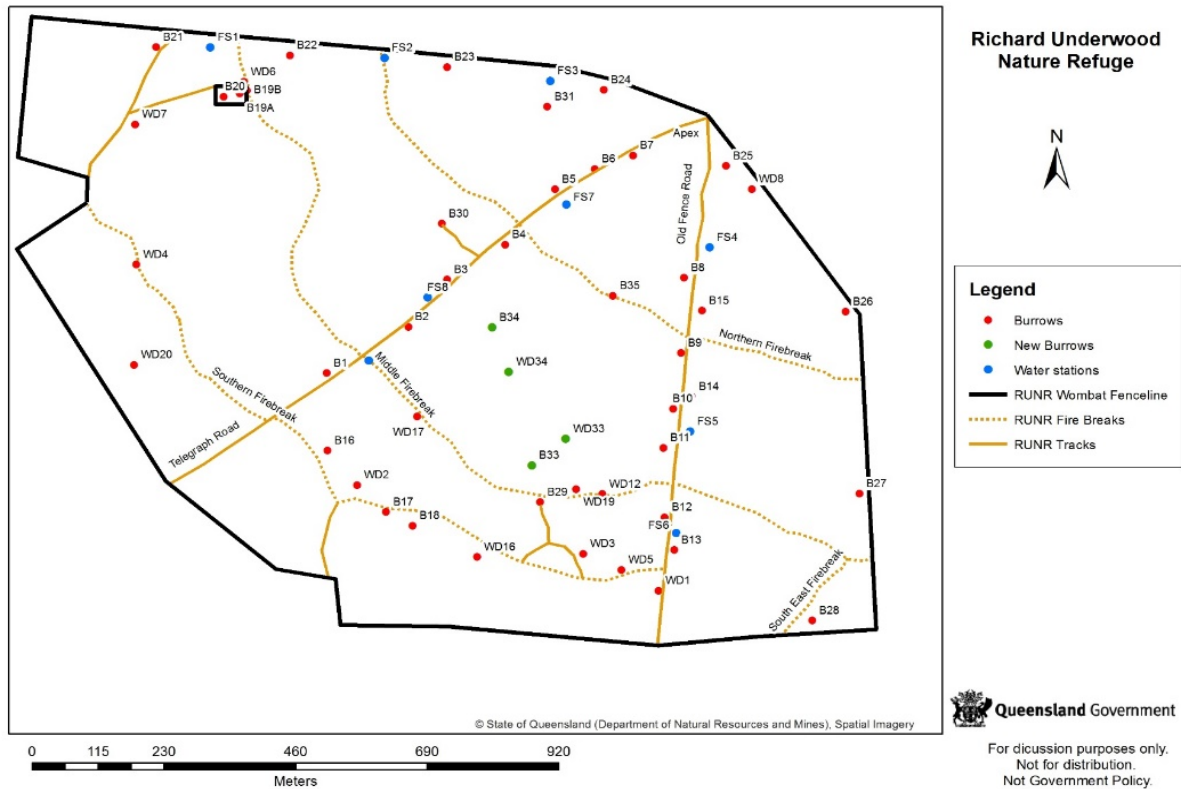


Figure 1. Site map showing burrows at RUNR. Cameras were moved around the burrows during the 6 months (Map provided by EHP).

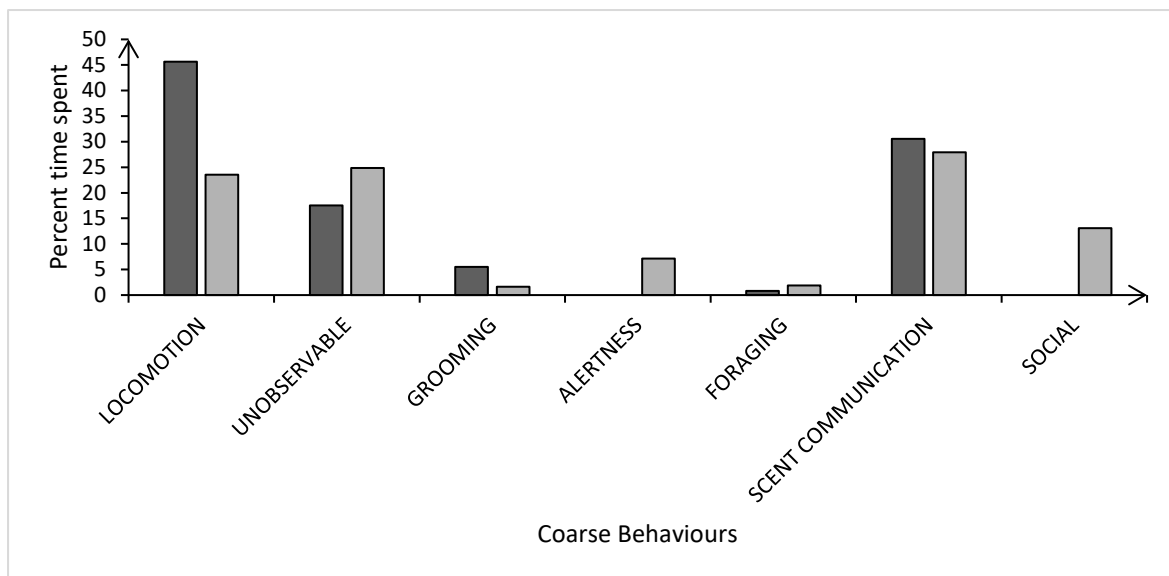


Figure 2A. Behaviours observed in solitary animals (dark column) versus social animals (light column). X-axis is displaying the defined coarse expected behaviours and y-axis relating to percent time spent on each behaviour. All behaviours were observed at the burrow mouth only. Graph describing all behaviours displayed by wombats at all burrow mouths during the entire duration of the study.

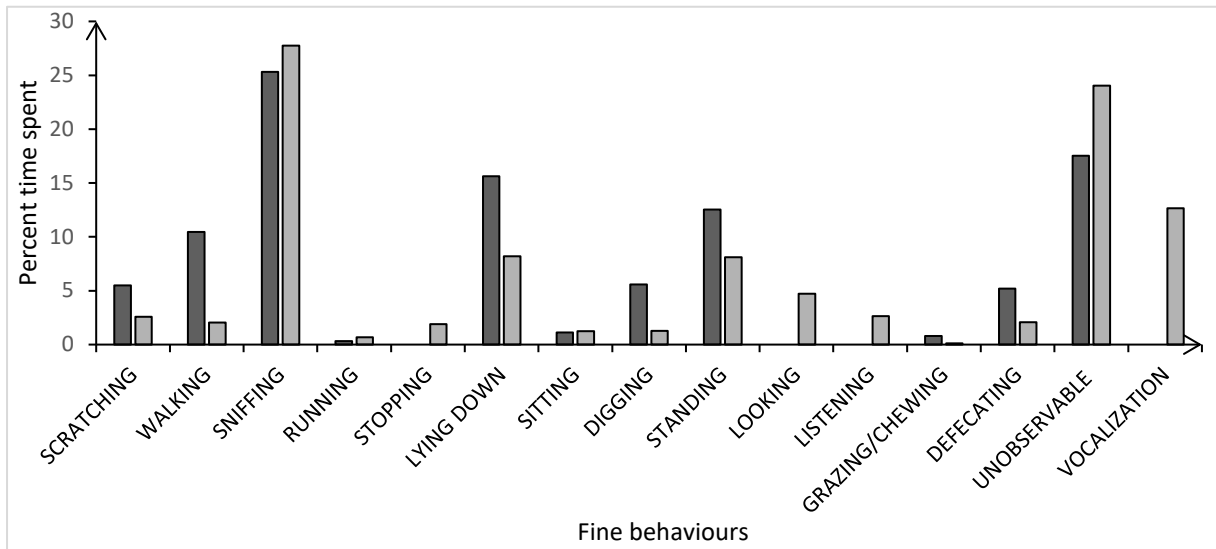


Figure 2B. Defined fine course expected behaviours observed in solitary animals (dark column) versus social animals (light column). X-axis is displaying the defined fine coarse expected behaviours and y-axis relating to percent time spent on each behaviour. Note vocalisation is only present during social events. All behaviours were observed at the burrow mouth only. Graphs showing all behaviours displayed by wombats at all burrow mouths during the entire duration of the study.