

Leslie, Andrew, Mencuccini, Maurizio and Perks, Mike P. (2018)  
Preliminary growth functions for Eucalyptus gunnii in the UK.  
Biomass and Bioenergy, 108 . pp. 464-469.

Downloaded from: <http://insight.cumbria.ac.uk/id/eprint/3287/>

*Usage of any items from the University of Cumbria's institutional repository 'Insight' must conform to the following fair usage guidelines.*

Any item and its associated metadata held in the University of Cumbria's institutional repository Insight (unless stated otherwise on the metadata record) may be copied, displayed or performed, and stored in line with the JISC fair dealing guidelines (available [here](#)) for educational and not-for-profit activities

**provided that**

- the authors, title and full bibliographic details of the item are cited clearly when any part of the work is referred to verbally or in the written form
- a hyperlink/URL to the original Insight record of that item is included in any citations of the work
- the content is not changed in any way
- all files required for usage of the item are kept together with the main item file.

**You may not**

- sell any part of an item
- refer to any part of an item without citation
- amend any item or contextualise it in a way that will impugn the creator's reputation
- remove or alter the copyright statement on an item.

The full policy can be found [here](#).

Alternatively contact the University of Cumbria Repository Editor by emailing [insight@cumbria.ac.uk](mailto:insight@cumbria.ac.uk).

Research paper

## Preliminary growth functions for *Eucalyptus gunnii* in the UK

A.D. [Leslie](#)<sup>a,\*</sup>

[Andrew.leslie@cumbria.ac.uk](mailto:Andrew.leslie@cumbria.ac.uk)

M. [Mencuccini](#)<sup>b</sup>

[maurizio@staffmail.ed.ac.uk](mailto:maurizio@staffmail.ed.ac.uk)

M.P. [Perks](#)<sup>c</sup>

[mike.perks@forestry.gov.uk](mailto:mike.perks@forestry.gov.uk)

<sup>a</sup>National School of Forestry, University of Cumbria, Ambleside Campus, Rydal Road, Ambleside, LA22 9BB, UK

<sup>b</sup>CREAF, University Autonomous Barcelona, Campus de Bellaterra, Edifici C 08193 Cerdanyola del Vallès, Barcelona, Spain

<sup>c</sup>Centre for Forestry and Climate Change, Forest Research, Northern Research Station, Roslin, Midlothian EH25 9SY, UK

\*Corresponding author.

---

### Abstract

This study represents the first attempt to develop growth functions for *Eucalyptus gunnii* grown in the UK. Functions relating height and age, height and DBH, cumulative volume and age and mean annual increment and age were developed using historic data. These indicated that stands in the UK achieved an average growth rate of  $16 \text{ m}^3 \text{ ha}^{-1} \text{ y}^{-1}$  or approximately  $8 \text{ Mg ha}^{-1} \text{ y}^{-1}$  of dry stem biomass at an age of twenty years. There is evidence that yields can be considerably higher where intensive silviculture, such as use of plastic mulches and nutrient inputs has been practised, such as at Daneshill in Nottinghamshire, where trees attained a height of 10.6 m in five and a half years. However, potential yields are often compromised by high mortality and a priority should be to identify areas in the UK where *E. gunnii* can be grown with low risk and also to choose well adapted genetic material.

---

**Keywords:** *Eucalyptus*; United Kingdom; Short rotation forestry; Biomass; Volume; Growth; Yield

## 1 Introduction

Of the eucalypts, cider gum (*Eucalyptus gunnii*), a high altitude species, endemic to Tasmania is one of the hardiest species [1,2]. It has a long history in the United Kingdom, was the first Australian tree to be successfully grown outdoors and is now relatively common in gardens and parks [3]. There are specimens of individuals planted almost 100 years ago, a testament to the good adaptation of the species to parts of the UK where cold is not a limitation [3]. Results from provenance trials in the UK have indicated the superiority in growth and survival of the Lake McKenzie provenances [4,5] and there is potential for enhancing cold hardiness in *E. gunnii* through selection; Evans [4] described some individuals that had survived minimum temperatures of  $-18 \text{ }^\circ\text{C}$ .

The potential for improving yields of *E. gunnii* through tree improvement and rigorous silviculture can be observed in trials in France, where a long term pulp plantation programme has developed clones of *E. gunnii*, selected for productivity and cold tolerance. Furthermore, *E. x gundal*, a hybrid between *E. gunnii* and *E. dalrympleana* has been created, which combines the better growth rates and form of *Eucalyptus dalrympleana* with the greater cold tolerance of *E. gunnii*. Establishment and tending practices are intensive and growth from these plantations has been impressive; standing volumes of between  $160$  and  $215 \text{ m}^3 \text{ ha}^{-1}$  or mean annual increments of between  $13$  and  $18 \text{ m}^3 \text{ ha}^{-1} \text{ year}^{-1}$  of stem volume have been achieved over a 12 year rotation [6].

Growth of *E. gunnii* in the UK has been estimated in a small number of studies [5,7], but there are no continuous measurements of volume growth. Table 1 describes some of the published estimates of growth reported in the literature and from personal communications. All the estimates of volume were based on measurements of DBH and height, from which stem volume is estimated making certain assumptions on stem form. The annual increments in

weight for the New Forest study were calculated from volumes and an assumed wood density, but for Daneshill the values were based on the actual weight harvested and chipped and includes branches. Table 2 presents results of growth from trials growing *E. gunnii* as short rotation coppice.

**Table 1** Published and other information on growth rates of non-coppiced *E. gunnii* in the UK.

alt-text: Table 1

Location	Age (years)	Standing volume or biomass	Mean annual increment	Notes
Daneshill <sup>1</sup>	5	85 + Mg ha <sup>-1</sup>	17 Mg ha <sup>-1</sup> y <sup>-1</sup>	From a mix of stands of <i>E. gunnii</i> and the more productive <i>E. nitens</i> . Dead stems were standing for six months so wood was relatively dry. Stocking approximately 2940 ha <sup>-1</sup>
New Forest <sup>2</sup>	7	97 m <sup>3</sup> ha <sup>-1</sup>	13.9 m <sup>3</sup> ha <sup>-1</sup> y <sup>-1</sup> /6.2 Mg ha <sup>-1</sup> y <sup>-1</sup>	From a spacing experiment, planted at 5102 ha <sup>-1</sup> . Biomass production is on a dry weight basis.
New Forest <sup>2</sup>	7	19 m <sup>3</sup> ha <sup>-1</sup>	2.7 m <sup>3</sup> ha <sup>-1</sup> y <sup>-1</sup>	From a spacing experiment, planted at 1276 ha <sup>-1</sup>
Thetford <sup>3a</sup>	21	261 m <sup>3</sup> ha <sup>-1</sup>	12.4 m <sup>3</sup> ha <sup>-1</sup> y <sup>-1</sup>	From small, line plots in a provenance trial, planted at 1850 ha <sup>-1</sup> with 48% survival giving 888 ha <sup>-1</sup> .
Glenbranter <sup>4b</sup>	25	452 m <sup>3</sup> ha <sup>-1</sup>	18.1 m <sup>3</sup> ha <sup>-1</sup> y <sup>-1</sup>	From small, line plots in a provenance trial, planted at 1842 ha <sup>-1</sup> with 96% survival giving 1768 ha <sup>-1</sup>
Chiddingfold <sup>5c</sup>	25	435 m <sup>3</sup> ha <sup>-1</sup>	17.4 m <sup>3</sup> ha <sup>-1</sup> y <sup>-1</sup>	From two 0.01 ha plots measured in a small block planting, mean stocking of 1150 ha <sup>-1</sup> .

<sup>1</sup> [8],<sup>2</sup> [7],<sup>3</sup> [9],<sup>4</sup> [5],<sup>5</sup> [10]. <sup>a</sup> Mean of three provenances,<sup>b</sup> Mean of five Lake McKenzie seed lots. <sup>c</sup> Mean of two provenances.

**Table 2** Published and other information on growth rates in Mg dry matter per hectare per year of short rotation coppice *E. gunnii* in the UK and Ireland.

alt-text: Table 2

Location	Age (years)	Mean annual increment (Mg ha <sup>-1</sup> year <sup>-1</sup> )	Notes
University College Dublin <sup>1</sup>	1 <sup>a</sup>	12.6	Planted at 2657 ha <sup>-1</sup>
University College Dublin <sup>1</sup>	1 <sup>a</sup>	15.4	Planted at 3267 ha <sup>-1</sup>
Long Ashton <sup>3</sup>	2 <sup>b</sup>	13.0	Planted at 10 000 ha <sup>-1</sup>
Long Ashton <sup>3</sup>	2 <sup>b</sup>	9.9	Planted at 2500 ha <sup>-1</sup>
Mepal <sup>3</sup>	2 <sup>b</sup>	12.7	Planted at 10 000 ha <sup>-1</sup>
Mepal <sup>3</sup>	2 <sup>b</sup>	4.2	Planted at 2500 ha <sup>-1</sup>
Whitney <sup>3</sup>	2 <sup>b</sup>	4.7	Planted at 10 000 ha <sup>-1</sup>
Whitney <sup>3</sup>	2 <sup>b</sup>	2.5	Planted at 2500 ha <sup>-1</sup>
Long Ashton <sup>2</sup>	4 <sup>b</sup>	18.4 <sup>b</sup>	Planted at 10 000 ha <sup>-1</sup> but 60% survival, so 6000 ha <sup>-1</sup>
Long Ashton <sup>3</sup>	4 <sup>b</sup>	13.5	Planted at 10 000 ha <sup>-1</sup>
Long Ashton <sup>3</sup>	4 <sup>b</sup>	8.3	Planted at 2500 ha <sup>-1</sup>

<sup>1</sup> [11],<sup>2</sup> [12],<sup>3</sup> [13]. <sup>a</sup> But stools are 13 years old and been successively harvested every year. <sup>b</sup> Age of shoots after being cut back to initiate coppice at one year old. <sup>c</sup> mean of yields in 1985/86 and 1986/87.

To understand the pattern of growth over time and conduct economic analyses, growth curves are required. For *E. gunnii*, the only growth curves published are from plantations in France [14,15]. There are no growth curves

for trees grown in the UK and no continuous time series data sets in the UK covering the predicted rotation lengths for short rotation plantations of *E. gunnii*. There are however data from measurements of height and diameter or height alone at a point in time or sometimes several measurements over a restricted period of time from trials established by Forest Research from the 1980s and a few other trials. Most of these provide data on growth in the first five years but there are a few measurements of older trees.

This study was devised to provide preliminary estimates of stem growth of *E. gunnii* in the UK and the aim was to develop a generalised growth curve relating volume per unit area to stand age.

## 2 Methods and analysis

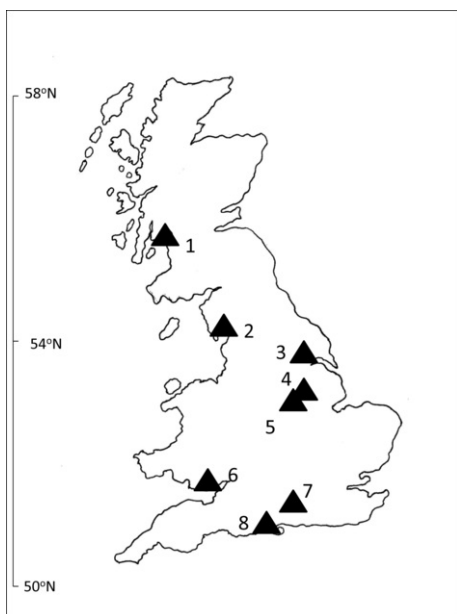
The lack of continuous growth data and limited geographical spread of plantings of *E. gunnii* in Britain present a considerable problem when developing a generalised growth curve. Data on growth were extracted from files of trials established by Forest Research, Nottinghamshire County Council and Thoresby Hall Estate and means for stands at the sites calculated for height and, where available, for DBH. These data are summarised in [Table 3](#) and the locations in [Fig. 1](#). Age in years is presented to two decimal places (one decimal place is not sufficiently precise to differentiate between months; for example both 3 months and 4 months rounded would be 0.3 years).

**Table 3** Tree size data: location, height, DBH, sample size and stocking.

alt-text: Table 3

	Age (months)	Age (yrs)	Height (m)	N	DBH (cm)	Stocking (number ha <sup>-1</sup> )
Chiddingfold	5	0.42	0.5	59		1313
Chiddingfold	14	1.17	1.4	58		1291
Chiddingfold	26	2.17	1.2	50		1113
Chiddingfold	29	2.42	1.5	975		1716
Chiddingfold	38	3.17	2.3	49		1091
Chiddingfold	85	7.08	5.4	975		1202
Chiddingfold	311	25.92	22.8	23	19.1	1150
Chiddingfold	336	28.00	19.4	10	19.2	N/A
Dalton	5	0.42	0.7	N/A		2500
Dalton	16	1.33	1.3	N/A		2317
Dalton	35	2.92	2.0	N/A		2317
Dalton	282	23.50	17.8	N/A	23.3	2584
Daneshill	28	2.33	5.4	14	8.3	2940
Daneshill	41	3.42	7.6	14	12.3	2940
Daneshill	53	4.42	8.1	14	11.4	2940
Daneshill	65	5.42	10.6	13	12.4	2940
Glenbranter	29	2.42	1.2	78		1330
Glenbranter	34	2.83	1.2	78		1330
Glenbranter	54	4.50	2.5	79		1347
Glenbranter	107	8.92	9.3	N/A	8.6	N/A
Glenbranter	120	10.00	9.7	79	9.8	1347

Glenbranter	178	14.83	15.8	5	13.7	N/A
Glenbranter	308	25.67	14.9	74	19.1	1262
Glenbranter	516	43.00	30.1	45	35.2	N/A
New Forest	5	0.42	0.1	130		1275
New Forest	45	3.75	7.2	130		1275
New Forest	53	4.42	7.3	130	5.8	1275
New Forest	75	6.25	10.5	130	8.0	1275
Thoresby	126	10.50	16.4	35	20.7	2500
Tintern	2	0.17	0.4	60		3265
Tintern	16	1.33	1.2	28		3265
Tintern	28	2.33	1.4	63		3265
Tintern	29	2.42	2.0	59		3265
Tintern	43	3.58	3.5	28		3265
Tintern	55	4.58	3.5	63		3265
Wykeham	18	1.50	1.5	N/A		N/A



**Fig. 1** Locations of stands contributing growth data: 1 = Glenbranter (56°06'54N, 005°04'02W) 2 = Dalton (54°17'05N, 002°50'30W), 3 = Wykeham (N/A), 4 = Daneshill (53°21'50N, 000°58'57W), 5 = Thoresby (53°26'32N, 000°59'39W), 6 = Tintern (51°44'37N, 002°41'01W), 7 = Chiddingfold (51°03'49N, 00°035'29W) and 8 = New Forest (50°23'38N, 001°38'35E).

alt-text: Fig. 1

These data were used to develop a height by age curve, a DBH by height curve and through applying the AFOCEL volume function a stem volume by age curve. Due to the small amount of data available in general and of time-series data in particular, equations proven to accurately model height by age were applied to the historic UK data. The equations used [16,17] are shown below:

1 Gompertz model:  $y = a \cdot \exp(-\exp(b \cdot x^c))$

2 Exponential model:  $y = a \cdot \exp(b(x + c))$

3 Richard's model:  $y = a \cdot (1 - \exp(b \cdot x)^c)$

4 Korf model:  $Y = a \cdot (\exp(b \cdot x^c))$

Where y is height and x is age in years, with a, b and c being parameters in the models.

To enable volume growth to be estimated, a function relating diameter to height was also required. As diameter is strongly influenced by stocking, only data on diameter from trees planted at stockings of between 1200 and 2500 trees ha<sup>-1</sup> were used to derive a relationship between height and DBH using regression. To derive this relationship, the curve fitting tool in SPSS v19 was used which enables eleven different types of function to be fitted.

All height data across the range of stockings was used to fit a height: age curve, as height is relatively independent of stocking. This was undertaken using the nonlinear regression tools in SPSS v19.

To obtain a preliminary estimate of volume growth across Britain, the predicted height and predicted DBH at those heights up to an age of twenty years were converted to volumes using the AFOCEL volume function (see additional web material) to obtain a stem volume for trees up to twenty years. The AFOCEL equation incorporated height and diameter at breast height, where V = overbark volume (m<sup>3</sup>), DBH = diameter at breast height (cm) and h = height (m).

$$V = (-5.04 + (0.03556 \cdot \text{DBH}^2 \cdot h)) / 1000$$

The analysis was restricted to the first twenty years as self thinning and other mortality is likely to have had an impact on stocking in later years. Also, growth after 20 years is likely to have been less than that of well managed stands due to the onset of inter-tree competition, with all but the dominant trees in the stands being affected. A median initial stocking of 1350 trees hectare<sup>-1</sup>, based on the stands sampled was used to convert stem volume to volume per hectare and it was assumed there was no mortality.

### 3 Results

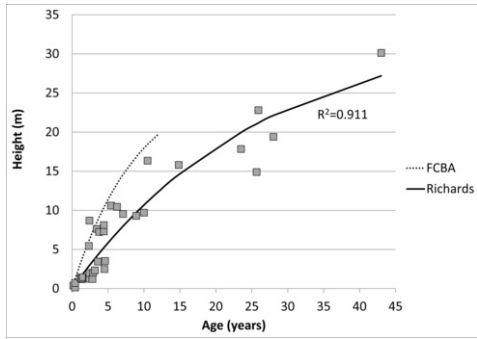
Nonlinear regression of height against age was undertaken using four commonly used functions and the Richard's function was found to give the best fit in terms of high R<sup>2</sup> and low standard error (Table 4). The curve derived from the Richard's equation is shown graphically in Fig. 2, with the height curve from French plantations [15] superimposed.

**Table 4** Description of the best fit models for age and height and height and DBH.

alt-text: Table 4

X	y	Model	N	r <sup>2</sup>	SEE	A	B	c
Age (years)	Height (m)	Richards	34	0.911	2.370	43.16	-0.022	0.851
Height (m)	DBH (cm)	Linear <sup>a</sup> (y = a+b·x)	15	0.843	3.181	0.797	1.044	-

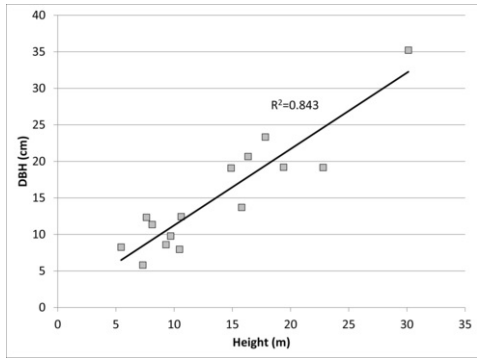
<sup>a</sup> Where Y is DBH and X is height and a and b are parameters for the model.



**Fig. 2** Mean plot heights by age with fitted Richards' function and in comparison the FCBA height curve [15]. FCBA height function is based on trees up to 12 years old and so has not been applied to older trees.

alt-text: Fig. 2

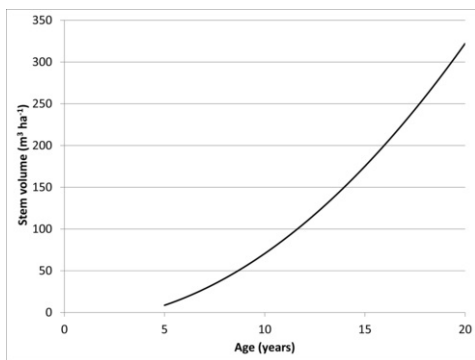
Eleven types of function were used in regression of DBH against height and were compared through  $R^2$  and standard error. Of these a linear relationship provided the best fit to the data, in terms of a high  $R^2$  and lowest SEE (Table 4 and Fig. 3).



**Fig. 3** Relationship between dbh and height, with best fit line.

alt-text: Fig. 3

Using the two functions, height and DBH at ages up to 20 years were estimated and stem volumes for each age from five to twenty years was calculated using the AFOCEL function. The standing volume curve using this approach is shown in Fig. 4 and values for stem volume, stem biomass and mean annual increment are presented in Table 5. Mean annual stem volume increment over a twenty year rotation was  $16 \text{ m}^3 \text{ ha}^{-1} \text{ year}^{-1}$  and applying a basic density of  $500 \text{ kg m}^{-3}$  [18], gives a mean annual dry weight increment of  $8 \text{ Mg ha}^{-1} \text{ year}^{-1}$ .



**Fig. 4** Predicted standing overbark stem volume by age, with tree volume calculated using dbh and height estimated from the age: height function and height:dbh function and volume from the AFOCEL function. Stocking was assumed to be a constant 1350 trees ha<sup>-1</sup>.

alt-text: Fig. 4

**Table 5** Predicted DBH, height, stem volume and volume per hectare (assuming stocking density of 1350 ha<sup>-1</sup>) by age using best fit functions for height and age, DBH and height and the AFOCEL volume function.

alt-text: Table 5

Age (year)	Height (m)	DBH (cm)	tree volume (m <sup>3</sup> )	Volume per unit area (m <sup>3</sup> ha <sup>-1</sup> )	dry weight per unit area (Mg ha <sup>-1</sup> )	MAI (m <sup>3</sup> ha <sup>-1</sup> y <sup>-1</sup> )
5	6.3	7.4	0.007	9.6	4.8	1.9
6	7.3	8.4	0.013	17.9	9.0	3.0
7	8.2	9.4	0.021	28.1	14.0	4.0
8	9.1	10.3	0.030	40.1	20.1	5.0
9	10.0	11.3	0.040	54.0	27.0	6.0
10	10.9	12.1	0.052	69.8	34.9	7.0
11	11.7	13.0	0.065	87.5	43.7	8.0
12	12.4	13.8	0.079	106.9	53.5	8.9
13	13.2	14.6	0.095	128.1	64.1	9.9
14	13.9	15.4	0.112	151.0	75.5	10.8
15	14.7	16.1	0.130	175.5	87.8	11.7
16	15.3	16.8	0.149	201.6	100.8	12.6
17	16.0	17.5	0.170	229.3	114.6	13.5
18	16.7	18.2	0.191	258.3	129.2	14.4
19	17.3	18.9	0.214	288.7	144.4	15.2
20	17.9	19.5	0.237	320.5	160.2	16.0

## 4 Discussion



This study represents the first work to characterise growth curves of *E. gunnii* in the UK and the results are discussed below. The wide spread in the data (Fig. 2) for height by age reflects genetic differences between the trees, variations in the quality of silviculture and the range of site conditions at which these data were collected. A Richards' function described over 90% of the variation in the relationship between age and height (Table 4). Diameter is more strongly influenced by growing space than height and across the stands that provided the historic data, differences in initial spacing and subsequent mortality had resulted in a wide range of growing space. This variation and the small number of records of DBH made modelling the relationship between height and diameter imprecise. To narrow the range of growing space, only data from stands with initial stocking of between 1200 and 2500 trees-ha<sup>-1</sup> were used. Fig. 3 shows the results based on mean data from 15 different measurements and a linear function explained 84% of the variation (Table 4).

Combining the age:height curve, the DBH:height curve and the AFOCEL volume function, stem volume growth was predicted (Fig. 4) over twenty years. This period was used for two reasons: it is close to the predicted 15 year rotation for *E. gunnii* grown for biomass [19] and for these unthinned stands that provided the data, competition was probably not overly intense, providing some indication of potential yield of managed stands. The volume growth curve gave a standing stem volume of 320 m<sup>3</sup> ha<sup>-1</sup> at 20 years of age, giving a mean annual increment of 16 m<sup>3</sup> ha<sup>-1</sup> y<sup>-1</sup> or an estimated dry mass increment of 8 Mg ha<sup>-1</sup> y<sup>-1</sup>. Growth of these trees was considerably slower than the intensively managed stands in France, where volumes of 200 m<sup>3</sup> ha<sup>-1</sup> are achieved in 12 years [14], compared with around 16 years from the British stands (Table 5 and Fig. 4).

It is clear from the data mining exercise that there is considerable variation in growth between trees within stands and also between stands at different locations and grown under different intensities of silviculture. As such, the results from this study represent a first and highly generalised attempt at characterising *E. gunnii* growth under British conditions, based on a limited amount of data. At sites, such as Daneshill (Nottinghamshire) and the New Forest (Hampshire) a height of 10 m has been achieved at 5 or 6 years of age. Daneshill was the only site where intensive silviculture was practiced, and the intensive establishment methods used, such as planting the trees through biodegradable plastic sheeting, a technique to inhibit weed competition and the use of high nitrogen sewage sludge as a biofertiliser are likely to explain the rapid growth. At other sites, where more conventional establishment was practiced, such as at the more northerly one at Glenbranter the same height was only reached in ten years.

## 4.1 Critique of the methods

This study represents the first characterisation of growth of *E. gunnii* in the UK and enables a broad comparison with other tree species suited to biomass production. The study has collated all historic data that was available, from a number of sources and so represents the best information currently available. It is acknowledged that these data represented relatively few sites, but that they showed a reasonable distribution across the UK (Fig. 1). Each site also provided only a limited amount of chronological data and that there were more data for tree height and furthermore the analysis of DBH data was complicated by the range of spacing employed across the plantings. To reduce this variation, data from a restricted range of spacing was used to determine the relationship between DBH and height. Should *E. gunnii* be more extensively planted in the UK it is recommended that permanent growth plots be established across the range of sites where it is established to obtain a chronological series of data and to determine differences in growth due to climate, soils and other factors.

## 4.2 Wider implications of the findings

On warmer sites, eucalypts in general and *E. gunnii* specifically offer the opportunity to rapidly grow woody biomass over short rotations. Kerr [20] recognised the potential and described eucalypts and *Nothofagus* spp. as the fastest growing groups of trees in the UK. This study supports his observations; at Daneshill in Nottinghamshire, stands of *E. gunnii* achieved a height of over 10 m at five and a half years of age, a result of intensive establishment using complete cultivation and the use of a plastic mulch to control weed competition and sewage sludge as a nitrogen rich fertiliser. However, it took more than ten years for trees to reach the same height at Glenbranter, a colder site in south west Scotland and where establishment techniques were less intensive (Table 3). Currently, predicting the influence of factors such as site and establishment techniques on growth is imprecise, for example trees at Thoresby Estate in Nottinghamshire were relatively neglected, yet grew rapidly attaining a height of over 16 m in 10 years. However, normally high rates of growth are obtained when *E. gunnii* is planted on appropriate sites in conjunction with intensive silviculture.

High mortality of *E. gunnii* in many plantings has had a major impact on potential productivity and if planted on a greater scale then sites unsuitable for *E. gunnii* need to be identified. In the mid Pyrennes in France a zonation of sites by climate and soils was developed to predict the risk of cold damage to *E. gunnii* and *E. gundal* [21]. Across France, four zones were defined in terms of the suitability of climate and soils, based on tolerable minimum thresholds of mid-winter temperatures and the risk of lime induced chlorosis. Zonation was based on the average number of days when minimum mid-winter temperatures of -12 °C for *E. gundal* and -18 °C for *E. gunnii* were exceeded. A similar approach could be adopted to identify sites appropriate for planting *E. gunnii* in the UK, which could follow that of the maps produced for *Nothofagus nervosa* in Hardcastle [19]. The risk of high mortality of eucalypts would be further reduced by the use of genetic material that was well adapted to UK conditions.

*E. gunnii* is known as being particularly cold hardy but is not the most productive eucalypt species grown in the UK. It also has poor stem form and its foliage is palatable, increasing the potential of damage from browsing. However on suitable sites productivity will be higher than most native or naturalised trees and a further justification for planting *E. gunnii* is the drive to broaden the range of trees species planted in production forestry in the UK [22].

Results from historic and recent trial plantings and indicate that other species of eucalypts can be successfully grown in warmer parts of the UK. For example *Eucalyptus glaucescens*, that offers lower cold tolerance but greater productivity, better stem form and is less prone to damage by browsing mammals [23].

## 5 Conclusion

The relative cold hardiness of *E. gunnii* offers an opportunity to grow *Eucalyptus* across a wider range of sites than is possible with other *Eucalyptus* species. The small area of planting of *E. gunnii* in the UK and a lack of time series data makes predicting growth rates difficult for specific sites. It is clear however that on certain sites high yields of woody stem biomass of 8 Mg ha<sup>-1</sup> y<sup>-1</sup> or more are possible from *E. gunnii* in the UK, but that it has been inconsistently achieved in practice. The growth at Daneshill provides evidence of the benefits of intensive silviculture and it recommended that similar establishment practices be adopted if productivity is to be maximised. To ensure good survival and effective site capture it is also recommended that planting be confined to warmer areas in the UK until a better understanding of site suitability is achieved. While *E. gunnii* is not a species that will be widely planted due to the cold, it can extend the range of tree species available for planting for biomass.

## Acknowledgements

This study could not have been completed without the help of many people. Dr Richard Jinks kindly provided all files of experiments using *E. gunnii* at Forest Research, while Ted Wooddisse provided data from the trials established at Daneshill by Nottinghamshire County Council. Site information on Glanbranter was kindly supplied by Fraser MacDonald of Forestry Commission Scotland. We would also like to thank the two anonymous reviewers for their constructive comments and Dr James Morison of Forest Research for comments on an earlier draft of the paper. Finally the authors would like to acknowledge funding for some of the work from the [University of Cumbria's Research, Scholarship and Development Fund](#).

## Appendix A. Supplementary data

Supplementary data related to this article can be found at <https://doi.org/10.1016/j.biombioe.2017.10.037>.

## References

- [1] L.J. Sheppard and G.R. Cannell, Frost hardiness of subalpine eucalypts in Britain, *Forestry* **60** (2), 1987, 239–248.
- [2] T. Booth and L. Pryor, Climatic requirements of some commercially important eucalypt species, *For. Ecol. Manag.* **43**, 1991, 47–60.
- [3] J.G. Purse, United Kingdom. *Eucalyptus gunnii* – the pioneer Australian tree in Britain, *Aust. Plants* **25** (205), 2010, 376–382.
- [4] J. Evans, A re-assessment of cold-hardy eucalypts in Great Britain, *Forestry* **59** (2), 1986, 223–242.
- [5] M. Cope, A.D. Leslie and A. Weatherall, The potential suitability of provenances of *Eucalyptus gunnii* for short rotation forestry in the UK, *Q. J. For.* **102** (3), 2008, 185–194.
- [6] AFOCEL, *Eucalyptus*: 35 ans d' experimentation dans le sud de la France. Informations Forêt, No 2–2007, Fiche No 747, 2007, AFOCEL; France.
- [7] G. Kerr and J. Evans, Eucalypts for short rotation forestry: a case study for the 1980s, *Q. J. For.* **105** (2), 2011, 109–117.
- [8] T. Wooddisse, Personal Communication. Email Titled Daneshill Data, June 2012.
- [9] C.J. Bennett and A.D. Leslie, Assessment of a *Eucalyptus* provenance trial at Thetford and implications for *Eucalyptus* as a biomass crop in lowland Britain, *Q. J. For.* **96**, 2003, 257–264.
- [10] A.D. Leslie, M. Mencuccini and M.P. Perks, Growth and Survival of provenances of snow gums (*Eucalyptus pauciflora*) and other hardy eucalypts at three trials in England, *Scott. For.* **67** (2), 2013, 30–39.
- [11] M. Forrest and T. Moore, *Eucalyptus gunnii*: a possible source of bioenergy? Short communication, *Biomass Bioenerg* **32** (10), 2008, 978–980.
- [12] C.P. Mitchell, J.B. Ford-Robertson and M.P. Waters, Establishment and Monitoring of Large Scale Trials of Short Rotation Coppice for Energy. Wood Supply Research Group, 1993, Department of Forestry, University of Aberdeen.
- [13] C.J. Potter, Coppiced Trees as Energy Crops. Final Report to the Energy Technology Support Unit of the Department of Energy, Contract E/5A/CON/1078/174/063, 1990.
- [14] AFOCEL, Information Eucalyptus, Itineraire technique et production. Fiche Information Eucalyptus No.2-Avril 2003, 2003, AFOCEL; France.

- [15] FCBA, Elaboration d'un modele de croissance pour l' Eucalyptus gundal, 2012, Institut Technologique; Cesras, France.
- [16] B. Zeide, Analysis of growth equations, *For. Sci.* **39** (3), 1993, 594-616.
- [17] S.B. Devaranavadi, S. Bassappa, R.B. Jolli, S.Y. Wali and A.N. Bagali, Height- age curve modelling for different tree species in the drylands of north Karnataka, *Glob. J. Sci. Front. Res, Agric Vet Sci.* **13** (1), 2013, [online] Last accessed on 29 June 2013 at URL [https://globaljournals.org/GJSFR\\_Volume13/3-Height-Age-Growth-Curve-Modelling.pdf](https://globaljournals.org/GJSFR_Volume13/3-Height-Age-Growth-Curve-Modelling.pdf).
- [18] AFOCEL, Information Eucalyptus, Presentation generale de l'eucalyptus. Fiche Information Eucalyptus No.1 - Septembre 2003, 2003, AFOCEL; France.
- [19] P.D. Hardcastle, A review of the impacts of short-rotation forestry, *LTS Int.* 2006, [online] Last accessed on 27 June 2007 [http://www.forestry.gov.uk/pdf/SRFFinalreport27Feb.pdf/\\$FILE/SRFFinalreport27Feb.pdf](http://www.forestry.gov.uk/pdf/SRFFinalreport27Feb.pdf/$FILE/SRFFinalreport27Feb.pdf)
- [20] G. Kerr, A Review of the growth, yield and biomass distribution of species planted in the english network trials of short rotation forestry, In: H. McKay, (Ed), *Short Rotation Forestry: Review of Growth and Environmental Impacts, Forest Research Monograph, 2, Forest Research, Surrey, 2013*, 2011, 135-164.
- [21] FCBA, Proposition de zonage pédoclimatique pour l'implantation de l'eucalyptus en France, FCBA Info, January 2010, 2010, FCBA Institut Technologique; Cesras, France.
- [22] DEFRA, Government Forestry and Woodland Policy Statement Incorporating the Government's Response to the Independent Panel on Forestry's Final Report, 2013, DEFRA; London.
- [23] J. Purse and A.D. Leslie, Eucalyptus - Part 1, species with forestry potential in the British Isles, *Q. J. For.* **110** (2), 2016, 88-97.

## Appendix A. Supplementary data

The following is the supplementary data related to this article:

[Multimedia Component 1](#)

**Supplementary material** (Please substitute the original supplementary materials file with the one attached.)

alt-text: Supplementary material

---

### Highlights

- Historic growth of *E. gunnii* indicated yields of 16 m<sup>3</sup> ha<sup>-1</sup> y<sup>-1</sup> or 8 Mg ha<sup>-1</sup> y<sup>-1</sup> over 20 year rotations.
- Yield was highly variable across sites but it is likely that intensive silviculture increases yields.
- ~~Until there is a better understanding of the climatic limits to survival and growth planting should focus on sites with low risk of frost.~~ Until climatic limits to survival and growth are better understood, planting should be on sites with low risk of frost.

---

## Queries and Answers

**Query:** Please check whether the designated corresponding author is correct, and amend if necessary.

**Answer:** The corresponding author is correct

**Query:** The country name has been inserted for the [a,c] affiliations. Please check all the affiliation, and correct if necessary.

**Answer:** They are correct

**Query:** Highlights should only consist of "125" characters per bullet point, including spaces. The highlights provided are too long; please edit them to meet the requirement.

**Answer:** They have been edited to conform to the character limit

**Query:** Please confirm that given names and surnames have been identified correctly and are presented in the desired order and please carefully verify the spelling of all authors' names.

**Answer:** Yes

**Query:** Your article is registered as a regular item and is being processed for inclusion in a regular issue of the journal. If this is NOT correct and your article belongs to a Special Issue/Collection please contact v.natarajan.2@elsevier.com immediately prior to returning your corrections.

**Answer:** Yes